




What Is Darapskite? Some Reflections on How Artificial Intelligence Could Promote an Academic Gap [†]

Carlos Alves ^{1,*}, Carlos Figueiredo ² and Jorge Sanjurjo-Sánchez ³

¹ Lab2PT (FCT-UIDB/04509/2020)/School of Sciences (Earth Sciences Department), University of Minho, 4710-057 Braga, Portugal

² CERENA (FCT-UIDB/04028/2020), Instituto Superior Técnico, University of Lisbon, 1049-001 Lisbon, Portugal; carlos.m.figueiredo@ist.utl.pt

³ University Institute of Geology, University of A Coruña, ESCI, Campus de Elviña, 15071 A Coruña, Spain; jorge.sanjurjo.sanchez@udc.es

* Correspondence: casaix@dct.uminho.pt

[†] Presented at the 4th International Electronic Conference on Applied Sciences, 27 October–10 November 2023; Available online: <https://asec2023.sciforum.net/>.

Abstract: Two AI chatbots were tested with questions regarding a relatively minor mineral species. There were several issues with the information provided but the answers were well structured and well written. Nevertheless, these AI chatbots are a potentially useful tool, especially for those struggling with the English language, albeit a skeptical overview of their use is required.

Keywords: earth sciences; education; built environment; Google Bard; Bing with ChatGPT-4

1. Introduction

Artificial intelligence is one of the main topics in the news, especially after the release of ChatGPT by OpenAI, as it was able to generate new content, which is also, hence, a cause for concern in academic circles due to its potential impact on authorship [1]. In an arguably complementary perspective, generative AI has been defended as a potential leveling tool for writers [2]. Consider that it is only 2023 and searching for publications including titles with ChatGPT in them listed 3720 results on Google Scholar [3]. If Teaching OR education is added to the search expression, 238 results were prompted [4]. For the more recent Google Bard, launched in the current year [5], we obtained 34 results [6], several of which related to education. If Mineralogy is included, even removing the teaching or education part and the time restriction, zero results were obtained in both cases. Google has already announced the development of a new AI system, which is already being assessed for education [7] and will certainly elicit an answer from OpenAI and Microsoft. According to the *Handbook of Mineralogy* [8], darapskite is a mineral species with the end chemical formula $\text{Na}_3(\text{NO}_3)(\text{SO}_4)\cdot\text{H}_2\text{O}$, having a structure belonging to the monoclinic crystal system and described by the $P2_1/m$ space group [9]. It was named after Ludwig Darapsky (it has a widespread occurrence in Chile). Information on the cell coordinates of the different atoms can be found at the link [10] to the American Mineralogist Crystal Structure Database [11]. According to Ericksen and Mrose [12], it was first described in 1891. Darapskite is a relatively rare mineral that, nonetheless, has been identified in several places, both in geological terrains and in the built environment, being also included in several laboratory studies; a Google Scholar search for darapskite prompts 352 results [13]. It hence seemed an interesting candidate to assess the potentialities and problems associated with the use of generative artificial intelligence software. Initially, several Android chatbot apps were tested with this question, giving wildly variable wrong answers, and hence we focused on two major players (see below).



Citation: Alves, C.; Figueiredo, C.; Sanjurjo-Sánchez, J. What Is Darapskite? Some Reflections on How Artificial Intelligence Could Promote an Academic Gap. *Eng. Proc.* **2023**, *56*, 88. <https://doi.org/10.3390/ASEC2023-15329>

Academic Editor: Alessandro Bruno

Published: 26 October 2023



Copyright: © 2023 by the authors. Licensee MDPI, Basel, Switzerland. This article is an open access article distributed under the terms and conditions of the Creative Commons Attribution (CC BY) license (<https://creativecommons.org/licenses/by/4.0/>).

2. Materials and Methods

The materials in this work were the software and hardware used. All the tests of the artificial intelligence chatbots were performed with an Android 11 smartphone. We tested Bing with ChatGPT-4 (henceforth simply Bing, [14]) and Google Bard (henceforth simply Bard, [15]). The method used was simply to put 3 questions to the chatbots. In addition to the initial question already mentioned, we asked two other questions, on the occurrence of darapskite in buildings and the distinction of this mineral from niter, which can be found in association with darapskite both on geological terrains and in the built environment. This last question is arguably the one that best tests the generative potential of these chatbots, since it requires the synthesis of available information.

3. What Is Darapskite?

To present an easier-to-read document, all the original answers of the two chatbots are, with minimal editing, in the Appendixes A–C. While Bing included references in its answer, for Bard it was necessary to request them. Sometimes this failed, but asking repeatedly to regenerate the draft led to the indication of references. The two chatbots gave answers with the correct chemical formula and some assorted information on this mineral (Appendix A), with some variation among them. However, according to the guidelines of the International Mineralogical Association [16], a mineral species is also defined by its crystallographic properties, and the chatbots had a subpar performance on this; Bard indicated the crystal system (Bing not even that) but did not give information on such issues as the space group and the cell coordinates of atoms.

4. List All the Occurrences of Darapskite in Buildings

As seen in Appendix B, Bing produced what seemed the most complete answer, listing three cases. However, checking the indicated references, while the first concerned indeed a paper about darapskite on two Dutch churches, the second one did not have any reference to buildings and the third was a laboratory study. Bard gave arguably worst results, not only denying the occurrence of darapskite in buildings but discussing a case of Dutch churches (we presume it was the same study), stating that efflorescence could be confounded with darapskite. This was particularly baffling, as Google Scholar listed 181 results for a search with darapskite AND buildings [17]. The chatbots leave out many other papers that have found darapskite in buildings, as can be seen from Google Scholar's list.

5. How Can We Distinguish Darapskite from Niter with the Polarizing Microscope?

Both Bing and Bard made glaring errors in this question (Appendix C). Bing stated that niter is uniaxial, a significantly clamoring mistake since in the same answer Bing stated (correctly) that niter is orthorhombic (which implies a biaxial ellipsoid). Interestingly, Bing does mention a distinguishing optical property of niter, which is that for some orientations one can observe positive and negative relief in relation to the usual mounting medium. The values for the refractive index are the same as those of the indicated reference, including the use of the letters a, b and g instead of the usual Greek letters alfa, beta and gamma. Curiously, Bing's answer does not indicate a reference for the information on niter's optical properties and all the information on the refringence ellipsoid is different from that shown in webmineral [18] and the *Handbook of Mineralogy* [19], which are the same in terms of refractive index values (so, from where did Bing obtain this critically wrong information?). The same pattern is observed in the information for cleavage. Bing does not mention the differences in twinning between these two minerals. Bard goes a bit further down, alleging that niter is not birefringent and giving values for the refractive index that are higher than any of those listed for niter (idem for darapskite) and for some reason seems to "think" that the higher the refractive index the darker the mineral will appear in a polarizing microscope. Neither webmineral [20] nor the *Handbook of Mineralogy* [9], nor the paper by Ericksen and Mrose [12] make any reference to pleochroism in darapskite. An immensely more astonishing error is observed in the comparison of densities, as $2.64 > 2.16(!)$. Like

Bing, Bard also does not mention twinning. Going down, after asking for references for the provided information, Bard lists the correct webmineral link, the general reference of the *Handbook of Mineralogy* (an odd choice, as it is possible to give the specific link for darapskite), a Mindat link for another mineral (which is different from the one given in the two previous sections!) and two book references that we were unable to find with the information given (we did not check for all the mistakes in the information provided by the chatbots).

6. Final Considerations

The assessed AI chatbots produced well-structured and well-written answers, and hence can be considered a potentially useful tool, especially for users that have difficulties and doubts with the English language. Nevertheless, these answers might also contain subtle errors and gaps (sometimes also information that can be considered lateral to the posed questions), which on occasions might not be easy to detect. It will be necessary to have a critical overview of its use. In a kind of analogy with the intersectionality framework used in the social sciences, this could cause especially significant impacts on less skeptical, more socially isolated, economically disadvantaged students of less recondite study areas, with the risk of contributing to an academic gap in relation to more critically minded, socially connected, economically advantaged students from more prominent areas of knowledge. We argue that studies like the present one are needed for a practical assessment from the user's point of view, with the selection of questions being of vital importance and requiring input from researchers in different areas beyond computer science. AI chatbots could be an important tool for education but demand attention and skepticism. Educators should embrace this as an opportunity to promote critical thinking skills (as well as an unavoidable development that their students should not miss). We propose that more studies along the lines of the present one will be critical to test the usefulness of these digital tools. A vital component will be to formulate questions that push for the generative role, testing the intelligence allegation. This will have to be conducted by researchers in other knowledge areas besides computer sciences.

Author Contributions: All authors contributed to the work. All authors have read and agreed to the published version of the manuscript.

Funding: This research received no external funding.

Institutional Review Board Statement: Not applicable.

Informed Consent Statement: Not applicable.

Data Availability Statement: All data is presented in the paper.

Acknowledgments: To the institutions indicated in our addresses.

Conflicts of Interest: The authors declare no conflict of interest.

Appendix A. What Is Darapskite?

BING \ Darapskite is a mineral that belongs to the group of sulfates with additional anions and water. It has the chemical formula $\text{Na}_3(\text{SO}_4)(\text{NO}_3)\cdot\text{H}_2\text{O}$, which means it contains sodium, sulfur, oxygen, nitrogen and hydrogen. It was named after Ludwig Darapsky, a German-Chilean chemist and mineralogist who studied nitrate deposits in Chile¹. Darapskite is usually found in arid regions, where it forms in veins and cavities in nitrate rocks or as a surface crust¹². It has a vitreous luster, a white streak, and a hardness of 2.5 on the Mohs scale. It is colorless and transparent to translucent. It has a perfect cleavage on {100} and {010}, and a brittle fracture. It is biaxial negative, with refractive indices of $n_\alpha = 1.388$, $n_\beta = 1.479$, and $n_\gamma = 1.486$ ²³. Darapskite crystals are usually tabular or prismatic, and sometimes show twinning on {100}¹². Darapskite is not radioactive, but it is soluble in water and decomposes in humid air². Darapskite: Mineral information, data and localities. <https://www.mindat.org/min-1226.html>. (2) Darapskite Mineral

Data. <http://webmineral.com/data/Darapskite.shtml>. (3) Darapskite $\text{Na}_3(\text{NO}_3)(\text{SO}_4 \cdot \text{H}_2\text{O})$ -Handbook of Mineralogy. <https://www.handbookofmineralogy.org/pdfs/darapskite.pdf>.

BARD \ Darapskite is a rare mineral with the chemical formula $\text{Na}_3(\text{SO}_4)(\text{NO}_3) \cdot \text{H}_2\text{O}$. It is a trihydrate of sodium nitrate and sodium sulfate. Darapskite is colorless to white, and has a vitreous luster. It is monoclinic in crystal structure. Darapskite is found in arid regions, often in nitrate deposits. It is also found in saline soil and in cave incrustations. The type locality for darapskite is Pampa del Toro, Oficina Lautaro, Taltal, Antofagasta Province, Antofagasta, Chile. Darapskite is named after Ludwig Darapsky (1857–1916), a German-Chilean chemist and mineralogist. Darapskite is a relatively rare mineral, and is not used for any commercial purposes. However, it is a collector's mineral, and specimens of darapskite can be found in mineral collections around the world. Here are some additional properties of darapskite: Hardness: 2.5 to 3; Specific gravity: 2.20; Cleavage: Perfect on {100}. Occurrence: Arid regions, nitrate deposits, saline soil, cave incrustations.

Sure, here are the references I used to learn about darapskite: Darapskite-CAMEO: <https://cameo.mfa.org/wiki/Darapskite>; Darapskite $\text{Na}_3(\text{NO}_3)(\text{SO}_4) \cdot \text{H}_2\text{O}$ -Handbook of Mineralogy: <https://www.handbookofmineralogy.org/pdfs/darapskite.pdf>; Darapskite-Saltwiki: <https://www.saltwiki.net/index.php/Darapskite>; Darapskite Mineral Data: <https://www.webmineral.com/data/Darapskite.shtml>; Darapskite: Mineral information, data and localities: <https://www.mindat.org/min-1226.html>.

Appendix B. List All the Occurrences of Darapskite in Buildings

BING \ Darapskite is a relatively rare mineral that can sometimes be found as efflorescent salt on building materials. According to the web search results, some of the occurrences of darapskite in buildings are:-The efflorescence on the walls of two Dutch churches: the St. Martinuskerk in Venlo and the St. Lambertuskerk in Vessel¹;-The salt crusts on the Mausoleum of Augustus in Rome, Italy²;-The salt deposits on the Museum of Fine Arts in Budapest, Hungary³. These are some examples of buildings where darapskite has been identified, but there may be more that have not been reported or studied. Darapskite forms from solutions that contain sodium, nitrate and sulfate ions, and it has an incongruent solubility, meaning that it does not crystallize from a solution of its own composition. Therefore, the presence of darapskite indicates a complex salt weathering process that may involve other minerals and environmental factors. (1) M. H. P. C. Holtkamp and W. M. M. Heijnen-JSTOR. <https://www.jstor.org/stable/1506424>. (2) Darapskite: Mineral information, data and localities. <https://www.mindat.org/min-1226.html>. (3) ORIGINAL ARTICLE-Springer. <https://link.springer.com/content/pdf/10.1007/s12665-012-2017-0.pdf>.

BARD \ I couldn't find any reports of darapskite being found in buildings. Darapskite is a rare mineral that is typically found in arid regions where there is a high concentration of sodium nitrate and sodium sulfate. It is not known to form on buildings, which are typically made of materials that do not contain the necessary elements for the formation of darapskite. The closest thing I could find was a report of efflorescent salts being found on the walls of two Dutch churches. Efflorescent salts are salts that have been dissolved in water and then evaporated. They can form on buildings when the water vapor in the air condenses on the surface of the building and then evaporates, leaving behind the salts. Efflorescent salts can be white, yellow, or brown, and they can sometimes be mistaken for darapskite. However, efflorescent salts are not minerals, and they do not have the same chemical composition as darapskite. So, while it is possible that efflorescent salts could be mistaken for darapskite on a building, there is no evidence that darapskite itself has ever been found on a building.

Sure, here are the references for the information I provided about the lack of occurrences of darapskite in buildings: Darapskite-Saltwiki. (n.d.). Retrieved from <https://www.saltwiki.net/index.php/Darapskite>; Darapskite $\text{Na}_3(\text{NO}_3)(\text{SO}_4) \cdot \text{H}_2\text{O}$ -Handbook of Mineralogy. (n.d.). Retrieved from <https://www.handbookofmineralogy.org/pdfs/darapskite.pdf>; Darapskite Mineral Data. (n.d.). Retrieved from <https://www.webmineral.com/data/Darapskite.shtml>; Darapskite: Mineral information, data and localities. (n.d.). Re-

trieved from <https://www.mindat.org/min-1226.html>; Efflorescence | geology-Britannica. (n.d.). Retrieved from <https://www.britannica.com/science/efflorescence>; Efflorescence of salts on the walls of two Dutch churches. (1974). *Mineralogical Magazine*, 39(288), 75–77. doi:10.1180/minmag.1974.39.288.75. These references all state that darapskite is a rare mineral that is not known to form on buildings. They also state that efflorescent salts can sometimes be mistaken for darapskite, but that efflorescent salts are not minerals and do not have the same chemical composition as darapskite.

Appendix C. How Can We Distinguish Darapskite from Niter with the Polarizing Microscope?

BING \ One way to distinguish darapskite from niter with the polarizing microscope is to compare their optical properties. According to the web search results, darapskite is biaxial negative, with refractive indices of $a = 1.388$, $b = 1.479$, $g = 1.486$, and birefringence of 0.0980^1 . Niter, on the other hand, is uniaxial negative, with refractive indices of $w = 1.587$ and $e = 1.336$, and birefringence of 0.251 . Therefore, darapskite and niter have different interference figures, extinction angles, and relief under crossed polarizers. Darapskite also has a lower relief than niter, as its refractive indices are closer to the index of the immersion oil (usually around 1.5). Niter has a very high relief, as its refractive indices are much lower or higher than the oil. Another way to distinguish darapskite from niter is to observe their crystal forms and habits. Darapskite is monoclinic, with platy or granular crystals that have perfect cleavage on $\{100\}$ and good cleavage on $\{010\}^1$. Niter is orthorhombic, with prismatic or acicular crystals that have good cleavage on $\{110\}$ and poor cleavage on $\{010\}$. Therefore, darapskite and niter have different crystal shapes and orientations under the microscope. (1) Darapskite Mineral Data. <http://webmineral.com/data/Darapskite.shtml>. (2) MINERALOGICAL STUDIES OF THE NITRATE DEPOSITS OF CHILE. II. DARAPSKITE https://catalogobiblioteca.sernageomin.cl/Archivos/AM_v55_pp1500%281%29.pdf. (3) THE CRYSTAL OF DARAPSKITE Martha Jane Redden SB*, Massachusetts <https://dspace.mit.edu/bitstream/handle/1721.1/59051/29560156-MIT.pdf?sequence=2>.

BARD \ Darapskite and niter can be distinguished from each other using a polarizing microscope in several ways: Refractive index: The refractive index of darapskite is 1.612 – 1.632 , while the refractive index of niter is 1.561 – 1.585 . This means that darapskite will appear slightly darker than niter when viewed under crossed polarizers. Birefringence: Darapskite is birefringent, meaning it has two different refractive indices. The birefringence of darapskite is 0.018 – 0.022 . Niter is not birefringent. This means that darapskite will show interference colors when viewed under crossed polarizers, while niter will not. Pleochroism: Darapskite is weakly pleochroic, meaning it shows different colors when viewed from different directions. The colors that are typically seen are colorless, pale yellow, and pale pink. Niter is not pleochroic. Absorption spectrum: The absorption spectrum of darapskite is characterized by a broad absorption band in the blue region of the spectrum. Niter does not have any absorption bands. In addition to these optical properties, darapskite and niter can also be distinguished by their physical properties. Darapskite is a relatively soft mineral with a Mohs hardness of 2.5 to 3. Niter is a much harder mineral with a Mohs hardness of 6. Darapskite is also less dense than niter, with a density of 2.64 g/cm^3 compared to niter's density of 2.16 g/cm^3 . However, it is important to note that these are just some of the ways to distinguish darapskite from niter using a polarizing microscope. The best way to identify a mineral is to consult a qualified mineralogist or geologist. Here are the steps on how to distinguish darapskite from niter using a polarizing microscope: Place a small sample of the mineral under the microscope. Adjust the polarizers so that they are crossed. Observe the mineral. Darapskite will appear slightly darker than niter. If the mineral is birefringent, it will show interference colors when viewed under crossed polarizers. Niter will not show interference colors. If the mineral is pleochroic, it will show different colors when viewed from different directions. Niter is not pleochroic. If the mineral has an absorption spectrum,

it will show a broad absorption band in the blue region of the spectrum. Niter does not have any absorption bands.

Sure, here are the references for the information I gave you about distinguishing darapskite from niter using a polarizing microscope: Webmineral. (n.d.). Darapskite. Retrieved 31 August 2023, from <https://www.webmineral.com/data/Darapskite.shtml>; Mindat. (n.d.). Darapskite. Retrieved 31 August 2023, from <https://www.mindat.org/min-36927.html>; Handbook of Mineralogy. (2001). By Anthony J. Fahey and Charles H. Hintze. 5th ed. New York: Oxford University Press; Introduction to Mineralogy. (2018). By Anthony J. Fahey and Charles H. Hintze. 5th ed. New York: Oxford University Press; Mineral Identification: A Practical Guide. (2014). By William A. Deer, Robert A. Howie, and John Zussman. 8th ed. New York: Wiley.

References

1. Eke, D.O. ChatGPT and the Rise of Generative AI: Threat to Academic Integrity? *J. Responsible Technol.* **2023**, *13*, 100060. [CrossRef]
2. Lauria, A.E. *The Equalizing Quill: 6 Ways Generative AI Can Boost Publication Access for Underrepresented Authors*; Difference Press: Washington, DC, USA, 2023.
3. Google Scholar Search: Allintitle:ChatGPT. Available online: https://scholar.google.com/scholar?as_ylo=2023&q=allintitle:ChatGPT&hl=en&as_sdt=0,5&as_vis=1 (accessed on 9 September 2023).
4. Google Scholar Search: Allintitle:ChatGPT AND (Teaching OR Education). Available online: https://scholar.google.com/scholar?hl=en&as_sdt=0%2C5&as_ylo=2023&as_vis=1&q=allintitle%3AChatGPT+AND+%28teaching+OR+education%29&btnG= (accessed on 9 September 2023).
5. An Important Next Step on Our AI Journey. Available online: <https://blog.google/technology/ai/bard-google-ai-search-updates/> (accessed on 9 September 2023).
6. Google Scholar Search: Allintitle: "Google Bard". Available online: https://scholar.google.com/scholar?as_ylo=2023&q=allintitle:\T1\textquotedblrightgoogle+bard\T1\textquotedblright&hl=en&as_sdt=0,5 (accessed on 9 September 2023).
7. Perera, P.; Lankathilake, M. Preparing to Revolutionize Education with the Multi-Model GenAI Tool Google Gemini? A Journey towards Effective Policy Making. *J. Adv. Educ. Philos.* **2023**, *7*, 246–253. [CrossRef]
8. Anthony, J.W.; Bideaux, R.A.; Bladh, K.W.; Nichols, M.C. (Eds.) Handbook of Mineralogy; Mineralogical Society of America: Chantilly, VA, USA. Available online: <http://www.handbookofmineralogy.org/> (accessed on 9 September 2023).
9. Handbook of Mineralogy. Available online: <https://www.handbookofmineralogy.org/pdfs/darapskite.pdf> (accessed on 9 September 2023).
10. American Mineralogist Crystal Structure Database. Available online: <http://rruff.geo.arizona.edu/AMS/minerals/Darapskite> (accessed on 9 September 2023).
11. Downs, R.T.; Hall-Wallace, M. The American Mineralogist Crystal Structure Database. *Am. Mineral.* **2003**, *88*, 247–250.
12. Ericksen, G.E.; Mrose, M.E. Mineralogical, studies of the nitrate deposits of Chile. II. Darapskite, Na₃(NO₃)(SO₄)·H₂O. *Am. Mineral. J. Earth Planet. Mater.* **1970**, *55*, 1500–1517.
13. Google Scholar Search: Darapskite. Available online: https://scholar.google.com/scholar?hl=en&as_sdt=0%2C5&q=Darapskite&btnG= (accessed on 9 September 2023).
14. Google Play. Available online: https://play.google.com/store/apps/details?id=com.microsoft.bing&pcampaignid=web_share (accessed on 9 September 2023).
15. Google Bard. Available online: <https://bard.google.com/> (accessed on 9 September 2023).
16. Nickel, E.H.; Grice, J.D. The IMA Commission on New Minerals and Mineral Names; procedures and guidelines on mineral nomenclature, 1998. *Can. Mineral.* **1998**, *36*, 913–926. [CrossRef]
17. Google Scholar Search: Darapskite AND Buildings. Available online: https://scholar.google.com/scholar?hl=pt-PT&as_sdt=0%2C5&q=Darapskite+AND+buildings&btnG= (accessed on 9 September 2023).
18. Webmineral. Available online: <http://webmineral.com/data/Niter.shtml> (accessed on 9 September 2023).
19. Handbook of Mineralogy. Available online: <https://www.handbookofmineralogy.org/pdfs/niter.pdf> (accessed on 9 September 2023).
20. Webmineral. Available online: <http://webmineral.com/data/Darapskite.shtml> (accessed on 9 September 2023).

Disclaimer/Publisher's Note: The statements, opinions and data contained in all publications are solely those of the individual author(s) and contributor(s) and not of MDPI and/or the editor(s). MDPI and/or the editor(s) disclaim responsibility for any injury to people or property resulting from any ideas, methods, instructions or products referred to in the content.