

Treatment of gas phase styrene in a biofilter under steady-state conditions

ELDON R. RENE, MARÍA C. VEIGA AND CHRISTIAN KENNES

Faculty of Sciences, Chemical Engineering Laboratory,

University of La Coruña, 15071 – La Coruña, Spain

ABSTRACT

Preliminary studies on the performance of a laboratory scale perlite biofilter inoculated with a mixed culture taken from petrochemical refinery sludge was evaluated for gas phase styrene removal under various operating conditions. Initially, the biofilter was acclimatized for 53 days at constant loading rates (40–60 g/m³.h), wherein the performance gradually improved with fluctuations in the removal profiles. Experiments were carried out by subjecting the biofilter to different flow rates (150, 300 l/h) and concentrations (0.5 – 5 g/m³), that corresponds to inlet loading rates between 60 – 200 g/m³.h. The results from this study show 100% styrene removal with a maximum elimination capacity of 190 g/m³.h.

1 INTRODUCTION

Styrene is an important chemical feedstock, which is used commonly as a raw material for the synthesis of plastics, synthetic resins, butadiene-styrene latex, styrene copolymers and unsaturated polyester resins (Jorio *et al.*, 2000). Due to improper practices and treatment, a substantial amount of vapours containing styrene are being emitted to the ambient atmosphere from process industries. It is reported to have significant effect on human health and natural environment. Exposure to even low concentrations of styrene could cause contact-based skin inflammation, irritation of the eyes, nose and respiratory tract, and may induce narcotism (Fielder and Lowing, 1981). This has led to increased attention from the regulatory authorities, that has helped to achieve continuous modifications/development in the existing control technologies.

Biodegradation is a promising alternative for the mineralization of volatile organic compounds (VOCs). The most widely used biological processes for waste gas treatment are bioscrubbing, trickling biofilters and biofilter. The simplicity in the operation of biofilters has resulted in its emergence as a more practical treatment option (Kennes and Veiga, 2001). Biofilters have also proven to be effective in treating large volumes of VOCs at relatively high concentrations (Kennes *et al.*, 1996; Mohammad *et al.*, 2007). A complex phenomenological step consisting of adsorption, absorption, diffusion and biodegradation takes place in a biofilter where the pollutant is converted to non-toxic end products (Devinny *et al.*, 1999). Furthermore, the removal and oxidation rates of these hazardous contaminants depend principally on the biodegradability, reactivity and largely on the solubility of the pollutant in the liquid layer of the biofilm. Biofiltration studies have been tested with different packing materials and with a wide variety of pollutants having different degradation rates. Typical examples are biofilters packed with perlite as inert carrier material that have been used to treat styrene or alkylbenzene vapours (Kennes *et al.*, 1996; Cox *et al.*, 1997; Paca *et al.*, 2001; Veiga and Kennes, 2001).

For styrene removal in biofilters, individual or mixed species of bacteria have generally been used according to literature. *Pseudomonas sp.* represents the most common group of isolates capable of styrene degradation and has been shown to produce styrene mono-oxygenase, which plays a major role in styrene degradation (O'Leary *et al.*, 2002). Jang *et al.* (2004) used *Pseudomonas sp.* in a biofilter packed with peat and ceramic beads to treat styrene vapours and was able to show a maximum elimination capacity (EC) of 170 g/m³.h. Similarly, a mixed culture biofilter packed with perlite showed maximum EC of 145 g styrene/m³.h (Weigner *et al.*, 2001). Ryu *et al.* (2004) used a polyurethane foam biofilter inoculated with activated sludge and achieved EC ranging between 580~635 g/m³.h at a space velocity (SV) of 50~200 per hour.

These experimental studies have proved biofiltration as an efficient waste gas treatment process and a reliable technology for the control of off gases containing styrene. This paper present the performance of a perlite based mixed culture biofilter treating styrene vapours at different concentrations and flow rates.

2 MATERIALS AND METHODS

2.1 MICROBIAL SEED

A mixed microbial culture obtained from a petrochemical refinery sludge was used to inoculate the biofilter. This was done by filling the biofilter with the sludge and draining it after 12 hours. The procedure was repeated several times until visible biomass was noticed on the surface of perlite.

2.2 BIOFILTER

The biofilter was made of glass having a diameter (ID) of 10 cm and 70 cm in height. The packing in the biofilter consisted of sieved perlite beads (4-6 mm). A perforated plate at the bottom provided the support for the packing while another plate at the top acted as a distributor for gas flow and mineral salt media addition. Gas sampling ports sealed with rubber septa were provided at equal intervals along the biofilter height.

2.3 EXPERIMENTAL

A schematic of the experimental setup is given in Figure 1. Humidified styrene vapors at constant flow and concentration, controlled through valves were passed through the bed in a down flow mode. The bed moisture was maintained constant by periodic addition of fresh mineral salt medium (Kennes *et al.*, 1996) from the top. Experiments were carried out by varying the flow rates of the styrene vapors and humidified air independently to get different initial concentrations and residence times in the biofilter. Gas samples were collected from different ports and analyzed for residual styrene and CO₂ concentration.

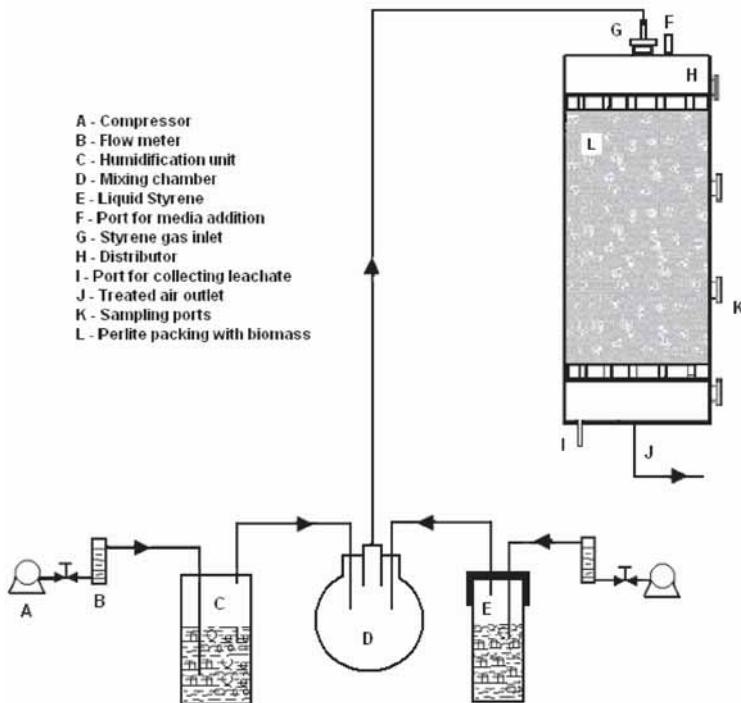


Figure 1. Schematic of the perlite biofilter.

2.4 ANALYTICAL METHODS

Styrene concentration in gas samples were measured by gas chromatography on an HP 5890 gas chromatograph, using a 50 m TRACER column and a FID detector. The flow rates were 30 ml/min for H₂ and 300 ml/min for air. Helium was used as the carrier gas at a flow rate of 2 ml/min. The temperatures at the GC injection, oven and detection ports were 150, 150 and 150°C respectively. CO₂ was analyzed with a HP 5890 gas chromatograph equipped with a TCD detector. The injection and oven temperatures were 90 and 25 °C respectively, with the TCD set at 100 °C. Biomass concentration, as g of dry biomass/ g of perlite was measured according to the procedure outlined by Mohammad *et al.* (2007).

3 RESULTS AND DISCUSSIONS

The performance of the biofilter was evaluated in terms of two parameters, the removal efficiency (RE, %) and the elimination capacity of the filter bed (EC, g/m³.h). The biofilter was initially acclimatized to styrene vapours by passing low concentrations and low gas flow rates (150 LPH) for 53 days to obtain sufficient biomass concentration in the filter bed. The biofilter was run under these conditions to achieve stable and high removal efficiencies. During the operation, the relative humidity of the air stream was maintained at around 95%.

Scanning electron microscopy (SEM) was used to visualize the perlite particles colonized with microbial populations. These images are shown in Figure 2, which clearly show the presence of different colonies of microbes that are potential styrene oxidizers. The degree of acclimatization primarily depends on the adaptive capability of the microorganisms inoculated on the perlite, substrate concentrations, nutrient concentration and its availability and other necessary environmental conditions. After acclimatization, the combined effect of styrene inlet concentration and gas flow rate was investigated in two phases that correspond to residence times of 2 min and 1 min (Figure 3). On day 54, when the concentration was increased to 4 g/m³, the removal efficiency dropped to about 82%. However, the inlet concentration was later increased in small time steps to values as high as 5 g/m³, where the biofilter showed 100% removal efficiencies. In the next phase, the flow rate was increased to 300 LPH corresponding to inlet loads varying between 80 to 190 g/m³.h. The removals were high and consistent (100%), indicating the stability of the biomass and high performance of the biofilter. The elimination capacity, which reflects the capacity of the biofilter to remove the pollutants, is plotted as a function of the inlet styrene load in Figure 4. Though there were fluctuations in the EC values during start-up, under steady state conditions, a linear relation between the two variables was observed with a maximum EC of 190 g/m³.h. The results from this study are higher than most of the studies

reported in literature using biofilters for handling styrene vapours, which could be due to the dominant presence of fungi as shown in Figure 2. Indeed, it has been reported that fungal dominant biofilters would allow reaching a better performance than usual for hydrophobic VOCs (Kennes and Veiga, 2004).




Figure 2. SEM images of different biomass on the surface of perlite.

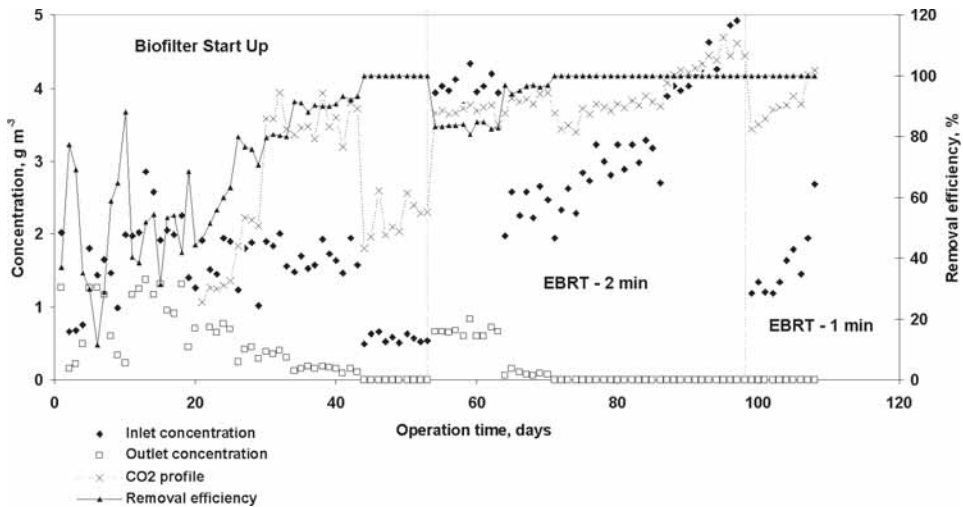


Figure 3. Start-up of the biofilter and effect of flow rate and concentration on the performance of perlite biofilter.

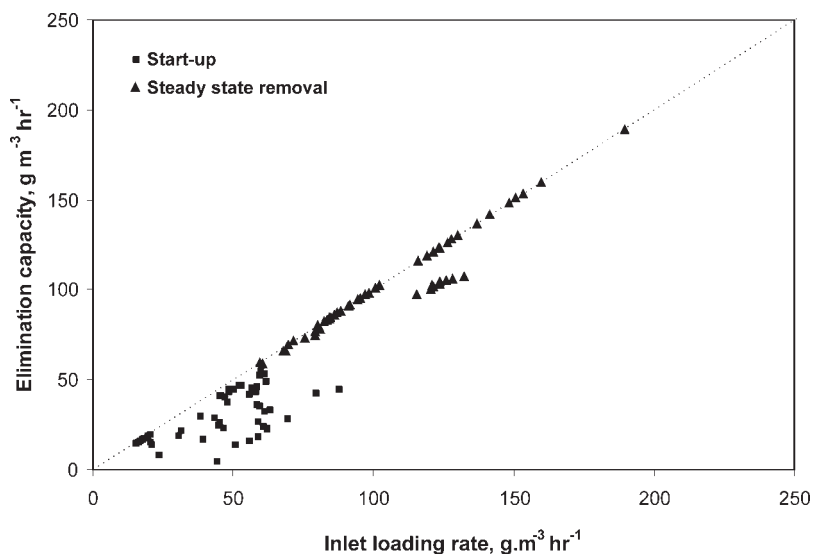


Figure 4. Effect of inlet loading rate on the elimination capacity of biofilter.

For better understanding the styrene elimination mechanism within the reactor, the concentration profile at different heights was measured at a constant loading rate. The results indicate that styrene removal is more efficient in the higher part (Port 2) than in the lower section of the filter bed. Nearly 40% of styrene was removed in the first section followed by 30% respectively in the other two sections (Figure 5). This may be due to a higher concentration of microbial populations and higher moisture content in the upper section of the filter bed.

In any biofiltration process, the volatile organic compounds are aerobically degraded to water, carbon dioxide, and biomass. Hence it is important to monitor the profile of CO_2 in gas phase, at the inlet and outlet of the biofilter. These profiles are also shown in Figure 5, when the inlet loading rate was $84 \text{ g/m}^3\cdot\text{h}$. Complete mineralization was confirmed from these CO_2 profiles measured along the biofilter height.

It is also well known that biological waste gas treatment is an exothermic process. Hence the temperature profile across the biofilter is expected to vary depending on the inlet load applied to the filter, as also observed by others (Mohammed *et al.*, 2007). At a constant inlet load of $84 \text{ g/m}^3\cdot\text{h}$, the temperature difference across the biofilter was $2.5 \text{ }^\circ\text{C}$ (Figure 6). The biomass concentration was also monitored periodically. However there were only minor variations in their concentrations across the biofilter height. This variation may be attributed in part to the variations of microbial dynamics in different sections and the corresponding specific activities and metabolic pathways utilized by the dominant strains involved in the styrene degradation.

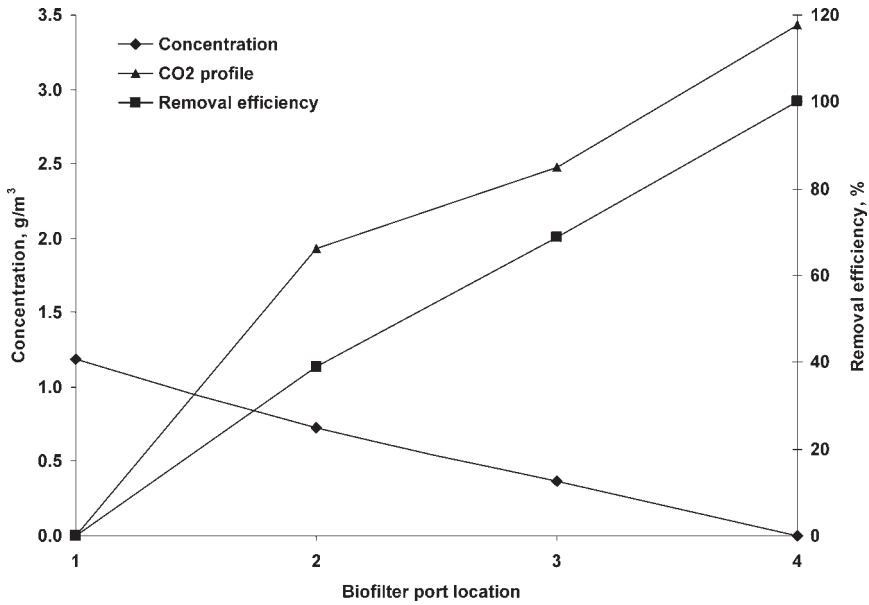


Figure 5. Removal of styrene and CO₂ evolution profile along the biofilter height (Inlet concentration – 1.2 g/m³, flow rate – 300 l/h).

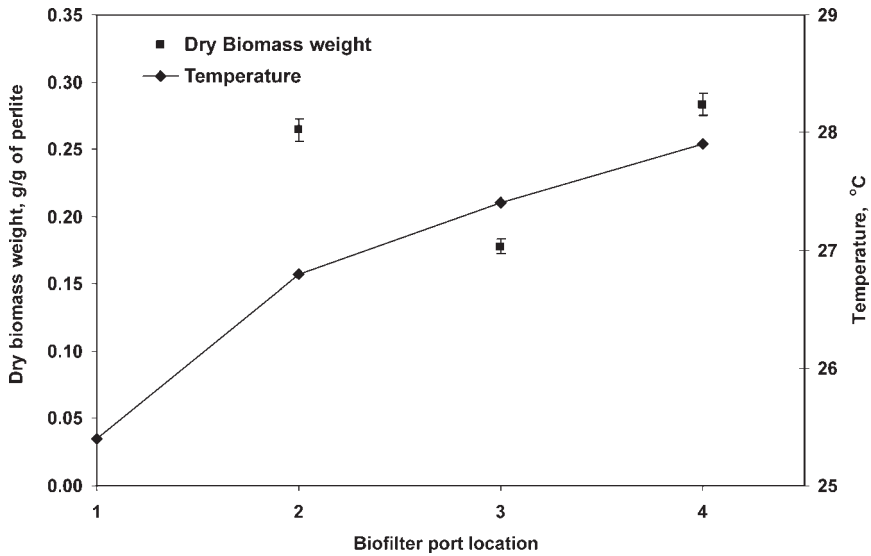


Figure 6. Temperature and biomass dry weight profile along the biofilter height (Day 99: Inlet loading rate – 84 g/m³.h, Removal efficiency – 100%).

4 CONCLUSIONS

The results from this preliminary study show that the removal of styrene vapours from off gas emissions can be performed with high efficiencies by means of a biofilter. A petrochemical sludge provides easily adaptable microbial strains capable of degrading VOCs. Removal efficiencies as high as 100% were achieved under the present operational conditions at inlet loads varying between 60 – 190 g/m³.h, reaching a high maximum EC of 190 g/m³.h, which could be due to the dominant presence of fungi.

5 ACKNOWLEDGEMENTS

The present research was funded by the Spanish Ministry of Education and Science (Project No: CTM2004-00427/TECNO) and through European FEDER funds. The post doctoral research of E.R.R was funded by the same Ministry.

REFERENCES

- Cox, H.H.J., Moerman, R.E., van Baalen, S., van Heiningen, W.N.M., Doddema, H.J. and Harder, W. (1997) Performance of styrene degrading biofilter containing the yeast *Exophiala jeanselmei*. *Biotechnol. Bioeng.* 53: 259-266.
- Devanny, J.S., Deshusses, M.A. and Webster, T.S. (1999) Biofiltration for air pollution control. Lewis Publisher, Boca Raton.
- Fielder, R.J. and Lowing, R. (1981) Toxicity Review 1: Styrene. Health and Safety Executive, London.
- Jang, J.H., Hirai, M. and Shoda, M. (2004) Styrene degradation by *Pseudomonas* sp. SR-5 in biofilters with organic and inorganic packing materials. *Appl. Microbiol. Biotechnol.* 65(3): 349-355.
- Jorio, H., Bibeau, L. and Heitz, M. (2000) Biofiltration of air contaminated by styrene: effect of nitrogen supply, gas flow rate and inlet concentration. *Environ. Sci. Technol.* 34: 1764-1771.
- Kennes, C., Cox, H.H.J., Doddema, H.J. and Harder, W. (1996) Design and performance of biofilters for the removal of alkylbenzene vapours. *J. Chem. Technol. Biotechnol.* 66: 300-304.
- Kennes, C. and Veiga, M.C. (2001) Conventional Biofilters, In: Bioreactors for waste gas treatment, (Eds: Kennes, C., Veiga, M.C), Kluwer Academic Publishers, Dordrecht, The Netherlands, 47-98.
- Kennes, C. and Veiga, M.C. (2004) Fungal biocatalysts in the biofiltration of VOC polluted air. *J. Biotechnol.* 113: 305-319.

- Mohammad, B.T., Veiga, M.C. and Kennes, C. (2007) Mesophilic and thermophilic biotreatment of BTEX polluted air in reactors. *Biotechnol Bioeng.* 97: 1423-1438.
- O'Leary, N.D., O'Connor, K.E. and Dobson, A.D.W. (2002) Biochemistry, genetics and physiology of microbial styrene degradation. *FEMS Microbiol. Rev.* 26: 403-417.
- Paca, J., Koutsky, B., Maryska, M. and Halecky, M. (2001) Styrene degradation along the bed height of perlite biofilter. *J. Chem. Technol. Biotechnol.* 76: 873-878.
- Ryu, H.W., Kim, J., Cho, K-S., Jung, D.J. and Lee, T.H. (2004) Biological treatment of air contaminated with styrene. In: Proceedings of the Better Air Quality Conference, CAI-Asia, Agra, India.
- Veiga, M.C. and Kennes, C. (2001) Parameters affecting performance and modelling of biofilters treating alkylbenzene polluted air. *Appl. Microbiol. Biotechnol.* 55: 254-258.
- Weigner, P., Paca, J., Loskot, P., Koutsky, B. and Sobotka, M. (2001) The start-up period of styrene degrading biofilters. *Folia Microbiol.* 46: 211-216.