



UNIVERSIDADE DA CORUÑA



Escola Politécnica Superior

Trabajo Fin de Grado/Máster
CURSO 2017/2018

PETROLERO SUEZMAX 148.000 TPM

Grado en Ingeniería Naval y Oceánica

ALUMNA/O: Pablo Martínez Martínez

TUTORAS/ES: Vicente Díaz Casás

FECHA: 3 / SEPTIEMBRE / 2018

El buque proyecto es un buque para transporte de petróleo crudo y derivados como la nafta por ejemplo. Este buque petrolero pertenece a la clase SUEZMAX, lo que significa que sus dimensiones están ajustadas al máximo a las de Canal de Suez.

La carga y descarga se realiza mediante bombas de pozo profundo, lo que significa que no posee una cámara de bombas sino que cada tanque dispone de su propia bomba. En esta zona de carga posee un sistema de lucha contra incendios por espuma.

O buque proxecto é un buque para transporte de petróleo crudo e derivados como a nafta por exemplo. O buque petrolero pertence á clase SUEZMAX, o cal significa que as súas dimensións están axustadas ó máximo as do Canle de Suez.

A carga e descarga realízase mediante bombas de pozo profundo, o que significa que non posee una cámara de bombas senón que cada tanque dispón da súa propia bomba. Nesta zona de carga o buque posee un sistema de loita contra incendios por espuma.

The Project ship is for transport of oil-crude and naftas. This oil-crude tanker belongs to the class of SUEZMAX, which means that dimensions are adjusted for the Suez Canal to the maximum.

The cargo system are formed by deep well pumps and that means that this vessel haven't got a chamber of pumps. In cargo area it has a fire protection system by foam.



UNIVERSIDADE DA CORUÑA



Escola Politécnica Superior

**TRABAJO FIN DE GRADO
CURSO 2017/2018**

PETROLERO SUEZMAX 148.000 TPM

Grado en Ingeniería Naval y Oceánica

CUADERNO 1

**ELECCIÓN DE LA CIFRA DE MÉRITO Y DEFINICIÓN DE
ALTERNATIVAS. SELECCIÓN DE LA MÁS FAVORABLE.**

ESCOLA POLITÉCNICA SUPERIOR



UNIVERSIDADE DA CORUÑA

GRADO EN INGENIERÍA NAVAL Y OCEÁNICA
TRABAJO FIN DE GRADO

CURSO 2.016-2017

PROYECTO NÚMERO 17-12

TIPO DE BUQUE: Petrolero Suezmax 148000 TPM

CLASIFICACIÓN, COTA Y REGLAMENTOS DE APLICACIÓN: DNV, MARPOL, SOLAS, CONVENIO DE LINEAS DE CARGA TIER 3

CARACTERÍSTICAS DE LA CARGA: 148000 TPM. Transporte de petróleo CRUDOS Y DERIVADOS.

VELOCIDAD Y AUTONOMÍA: 15,8 nudos con 85%MCR+ 15% margen de mar

SISTEMAS Y EQUIPOS DE CARGA / DESCARGA: Bombas de carga y descarga en los tanques de carga. Calefacción en tanques de carga.

PROPULSIÓN: Motor diésel directamente acoplado.

TRIPULACIÓN Y PASAJE: 30 personas

OTROS EQUIPOS E INSTALACIONES: Los habituales en este tipo de buques.

Ferrol, 10 Setiembre 2016

ALUMNO/A: **D^a PABLO MARTÍNEZ MARTÍNEZ**

Fernando Junco Ocampo

Contenido

1 PRESENTACIÓN.....	6
2 BASE DE DATOS:	7
3 CÁLCULO DE LAS DIMENSIONES PRINCIPALES	9
3.1 Estimación de la Eslora entre Perpendiculares (Lpp):.....	9
3.2 Estimación de la Manga (B):	11
3.3 Estimación del Calado (T):.....	13
3.4 Estimación del Puntal (D):.....	14
3.5 RESULTADOS OBTENIDOS:.....	16
4 SELECCIÓN DE ALTERNATIVAS.....	17
5 COEFICIENTES	23
5.1 COEFICIENTE DE BLOQUE	23
5.2 COEFICIENTE DE LA MAESTRA	23
5.3 COEFICIENTE PRISMÁTICO.....	23
6 ESTIMACIÓN DE LA POTENCIA PROPULSORA.....	24
7 ESTIMACIÓN DEL PESO EN ROSCA.....	30
7.1 Peso de la estructura	30
7.2 Peso de equipo y habilitación	31
7.3 Peso maquinaria propulsora y auxiliar:	31
8 ESTIMACIÓN DEL PESO MUERTO.....	33
9 ESTIMACIÓN DEL FRANCOBORDO	35
10 CROQUIS	38

1 PRESENTACIÓN

El buque a proyectar en este trabajo es un buque de carga para el transporte de petróleo y derivados, cuya característica principal es que está preparado para transitar el Canal de Suez.

En el presente cuaderno se realizarán los cálculos del dimensionamiento, para el cual existen diversos procedimientos:

- Métodos Estadísticos: se parte de la información de una base de datos de barcos similares al barco objeto de diseño y se busca encajar las dimensiones con menor error posible gracias al volumen de datos tratados.
- Fundamentarse en uno o varios buques base de los que se disponga una amplia y fiable información.
- Método Experimental: existen diversos tipos, como puede ser el uso de series sistemáticas de formas.

En mi caso, se elige el método estadístico para obtener el dimensionamiento de nuestro buque.

2 BASE DE DATOS:

Una vez se conocen las características y los requisitos previstos de actividad del buque a proyectar (RPA), se confecciona una base de datos con buques de características similares al mismo.

Para la realización de la base de datos, se realiza una recopilación de datos de diversas fuentes “Significant Ships” y “Register of Shipping” sobre diversos buques petroleros tipo Suez Max, con una capacidad de peso muerto entre 130.000 y 170.000 TPM.

Esta base de datos permitirá conocer de forma aproximada las dimensiones del buque a proyectar en base a un análisis de regresión lineal de parámetros de los buques de referencia.

A continuación, se muestra la base de datos obtenida:

Lpp (m)	B (m)	D (m)	Td (m)	Ts (m)	Vs (knots)	Δ (t)	Cb	TPM(dwt)	Capacidad de carga (m3)
265	43,2	23,8	16	16,725	14			141720	163578
	44,4	24,1		15,6	14,5			145242	
	48							149997	
267	49	23,6	16,2	17,2	15,13			153680	167885
267	49	23,6	16,2	17,2	14,62			154101	164540
264	48	23,1	16	17,15	14,8	183400		155700	167500
267	49	23,3	16,2	17,2	15,97	181682	0,786	157849	175066
264	48	23,1	16	17,5	15,7			158000	170000
364	48	23,1	16	17,5	15,8	183839	0,8235	158007	173826
264	48	23,3	16	17	14,58	182914		159031	175742
264	50	23,1	16	17	15,3			163759	182025
270	50	23	15	16,5	15,5	188140	0,813	162390	183600

De esta tabla se obtienen las siguientes relaciones:

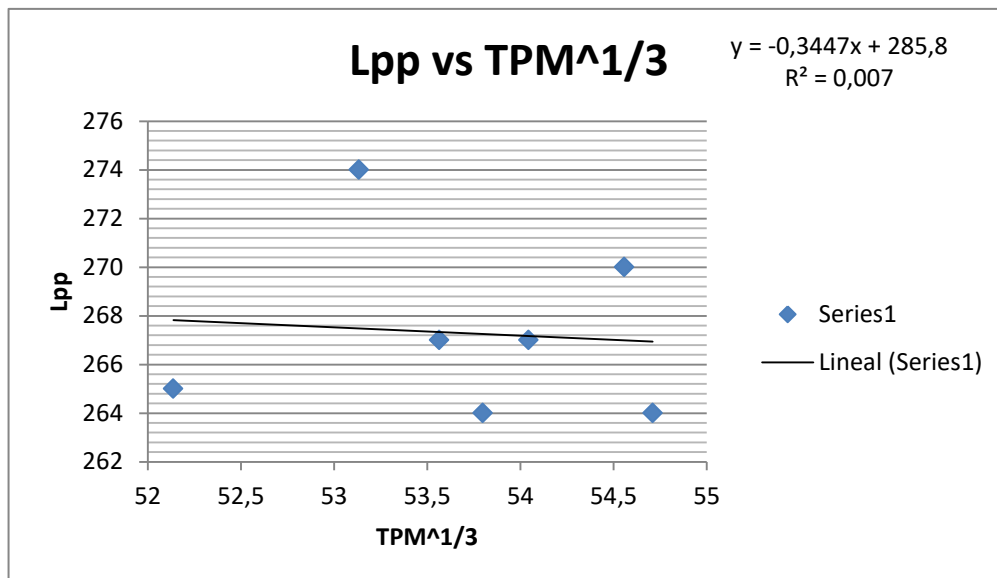
Lpp/B	B/Lt	B/T	Lpp/Ts	T/D	B/D	Lpp/D
6,13	0,16	2,58	15,84	0,70	1,82	11,13
5,71	0,18	3,04	17,34	0,65	1,98	11,32
5,45	0,17	2,85	15,52	0,73	2,08	11,31
5,50	0,17	2,80	15,39	0,74	2,08	11,43
5,45	0,18	2,85	15,52	0,74	2,10	11,46
5,28	0,18	2,94	15,53	0,74	2,16	11,43
5,40	0,18	3,03	16,36	0,72	2,17	11,74
6,06	0,17	2,95	15,70	0,75	2,10	11,74
6,06	0,17	2,66	16,09	0,71	1,90	11,50

3 CÁLCULO DE LAS DIMENSIONES PRINCIPALES

Los cálculos de las dimensiones principales del buque proyecto se obtiene mediante regresiones lineales, como se muestra a continuación.

3.1 Estimación de la Eslora entre Perpendiculares (Lpp):

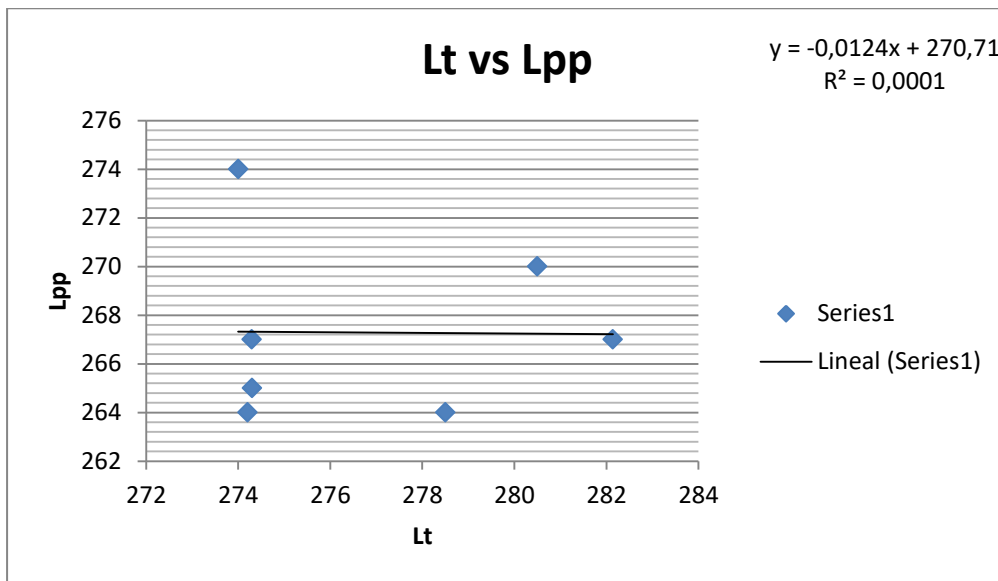
En el gráfico se muestra como calculo la Lpp en función de mis TPM^{1/3} (=52,89), que es un dato de partida.



$$Lpp1 = -10.3447 * 52,89 + 285.8;$$

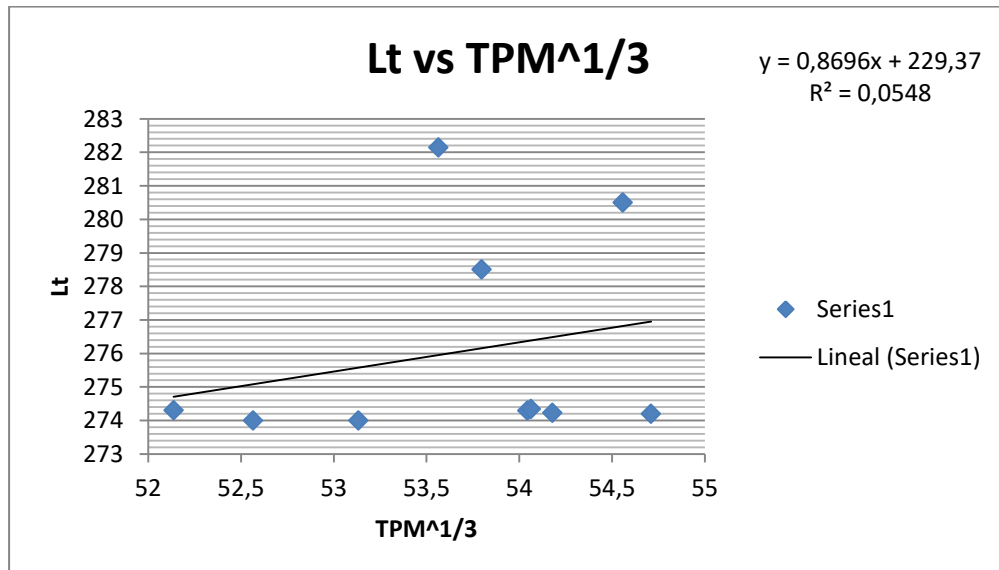
$$Lpp1 = 261,3 \text{ m}$$

Sustituyendo la Lt (Lt calculada en el siguiente gráfico) en el siguiente gráfico obtengo Lpp2:



$$Lpp2 = -0,0124 * 276,4 + 270,71; Lpp2 = 267 m$$

En el siguiente gráfico lo mismo que en el primero pero utilizando la Eslora total:



$$Lt = 0,8696 * 52,89 + 229,37;$$

$$Lt = 275,3 m$$

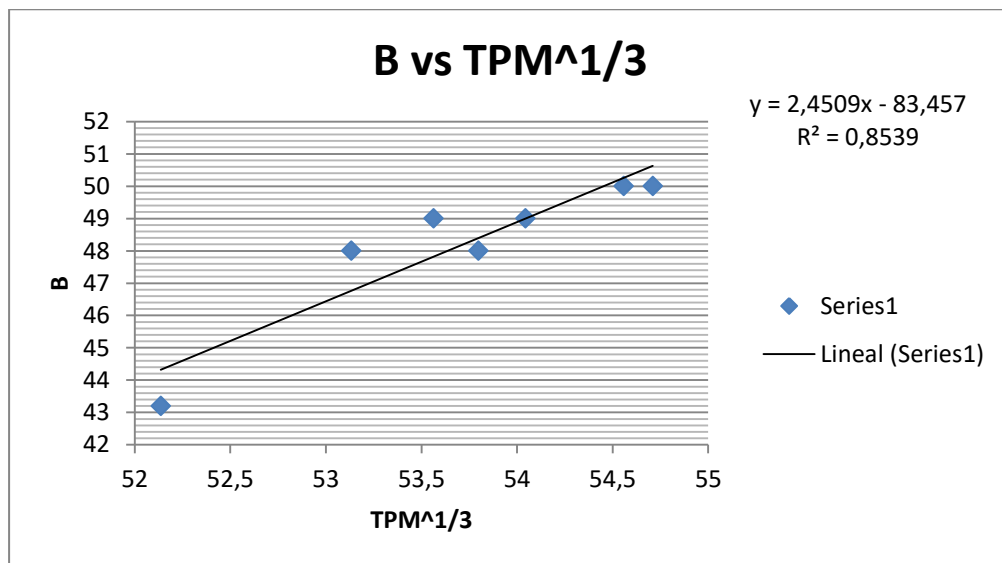
Haciendo la media entre las dos Lpp obtengo mi Eslora preliminar:

$$Lpp = \frac{Lpp1 + Lpp2}{2} = \frac{261,3 + 267}{2};$$

$$Lpp = 264,15 \text{ m}$$

3.2 Estimación de la Manga (B):

- Calculo la B en función de $TPM^{1/3}$ (=54,06):



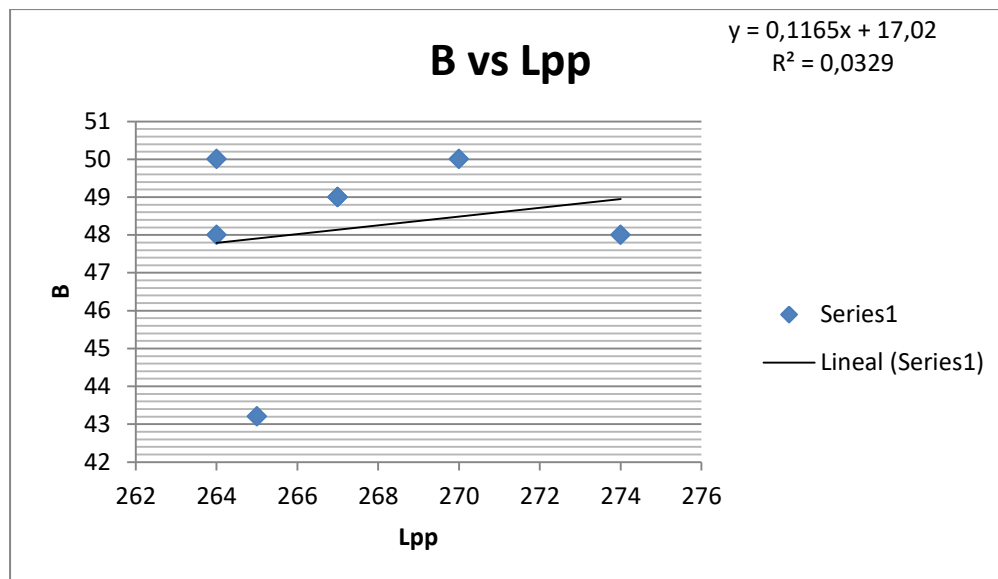
Estimación aproximada de la manga:

$$B = 2,4509 * 52,89 - 83,457;$$

$$B = 46,2 \text{ m}$$

*Esta B es orientativa

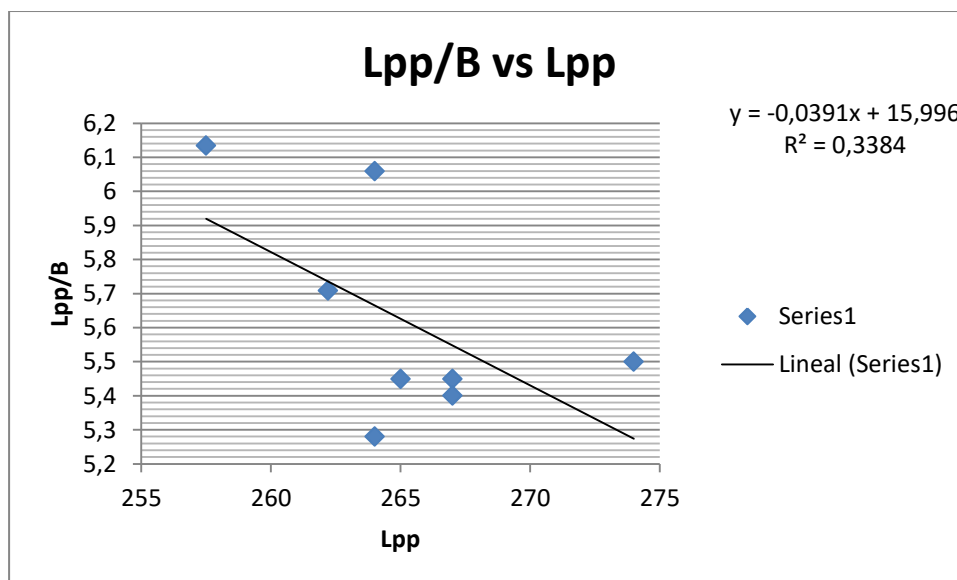
- Representando la B frente a la Lpp:



$$B2 = 0.1165 * Lpp + 17.02; B2 = 0.1165 * 264,15 + 17.02;$$

$$B2 = 48 m$$

- A continuación represento la relación $\frac{Lpp}{B}$ frente a la Lpp:



Sustituyendo la Lpp=264,15 en la ecuación:

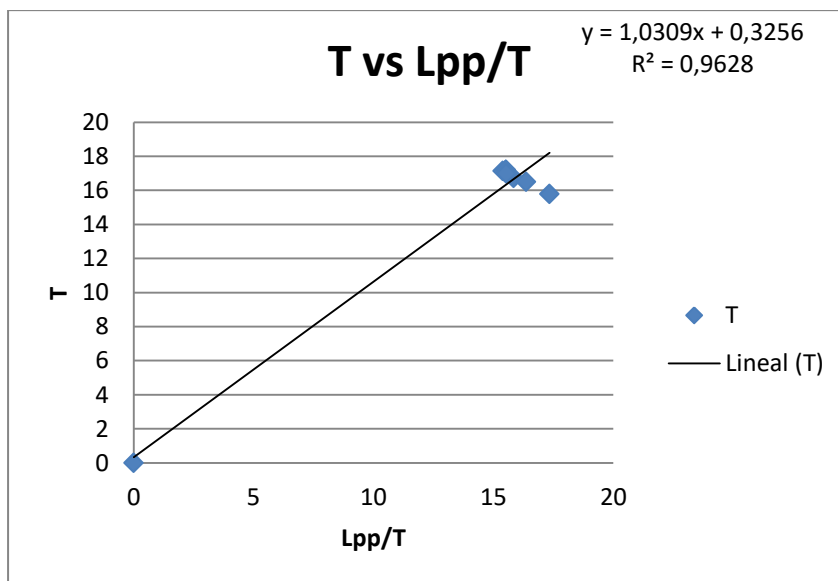
$$B3 = -0.0391 * \frac{Lpp}{B3} + 15.996 = 48,2 m$$

- Finalmente, la Manga de mi buque será:

$$B = \frac{B2 + B3}{2} = \frac{48 + 48,2}{2}; \quad B = 48,1 \text{ m}$$

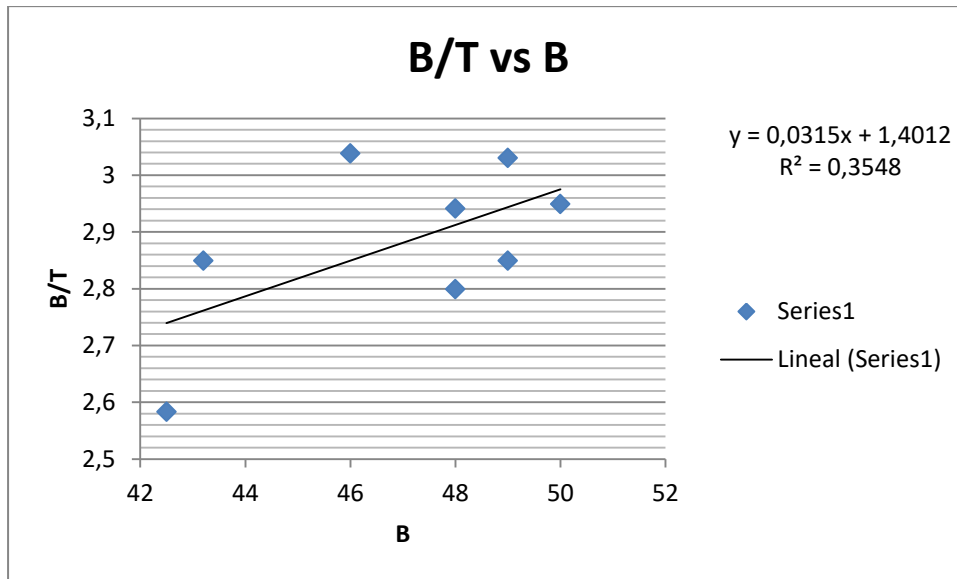
3.3 Estimación del Calado (T):

- Representando T frente a relación $\frac{Lpp}{T}$:



$$T1 = 1,0309 * \frac{Lpp}{T1} + 0.3256 = 16.9 \text{ m}$$

- En el siguiente gráfico represento la relación $\frac{B}{T}$ frente a la B:



$$T2 = 0,0315 * \frac{B}{T2} + 1,4012 = 16,5 \text{ m}$$

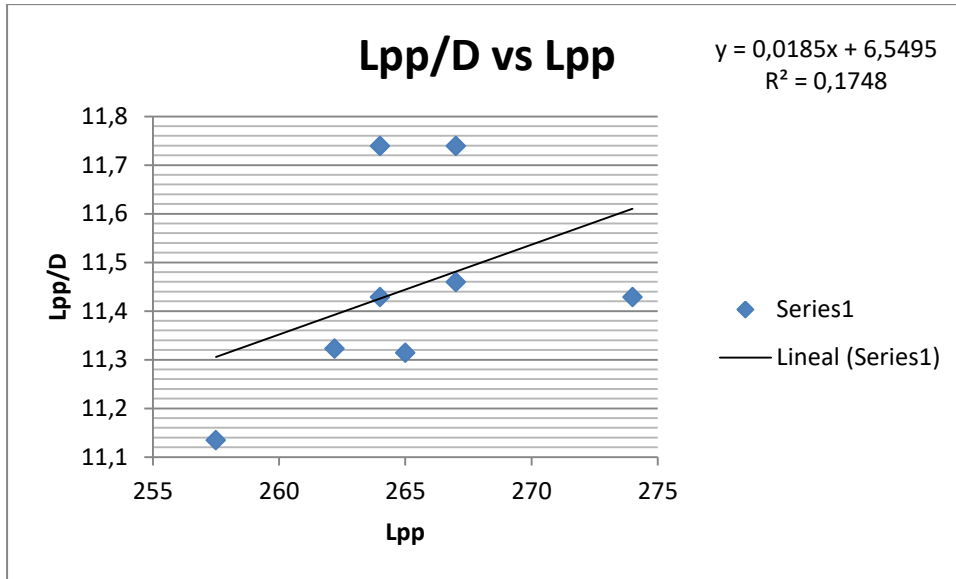
El Calado T del buque proyecto es:

$$T = \frac{T1 + T2}{2} = \frac{16,9 + 16,5}{2};$$

$$T = 16,7 \text{ m}$$

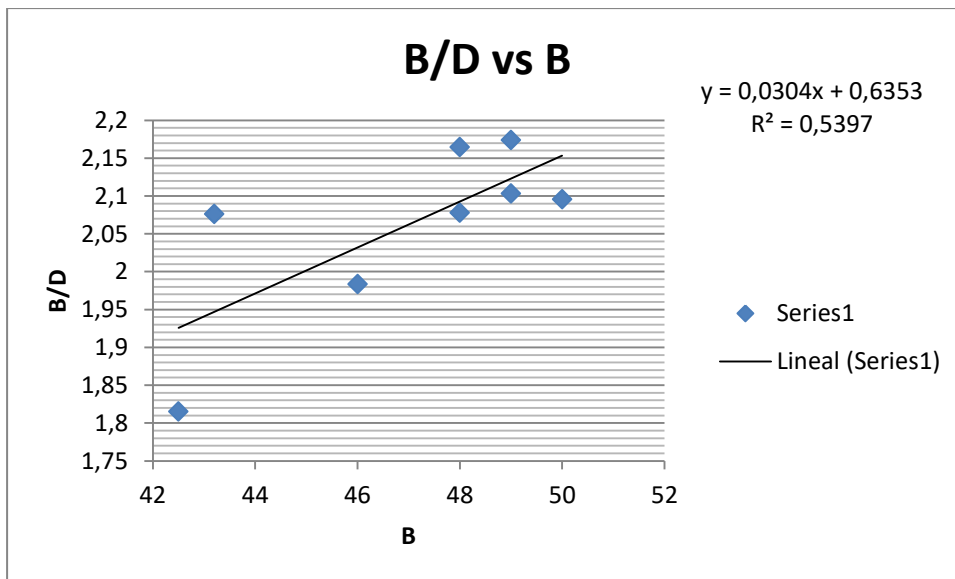
3.4 Estimación del Puntal (D):

- Representando la relación $\frac{Lpp}{D}$ frente a la Lpp:



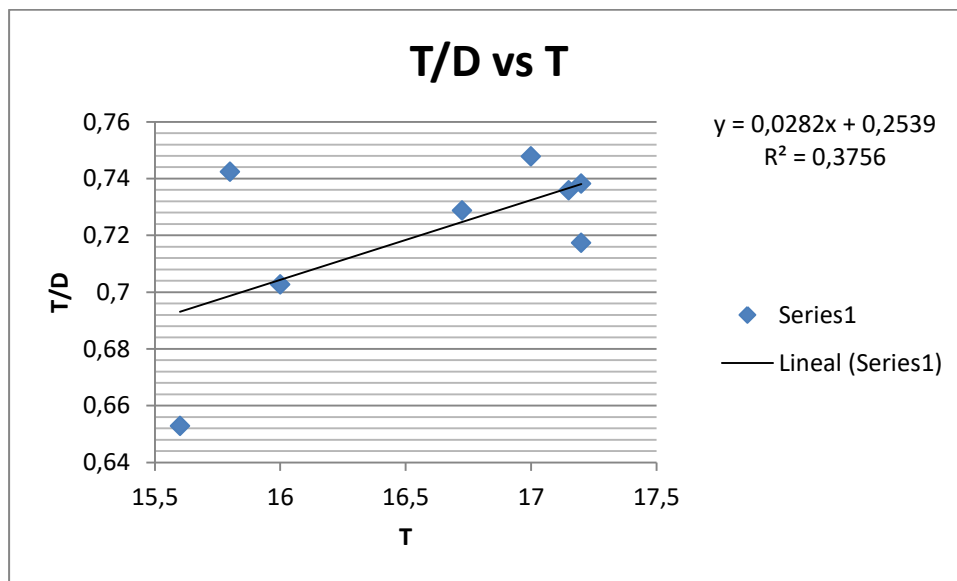
$$D1 = 0,0185 * \frac{Lpp}{D1} + 6,5495 = 23,3 m$$

- En la siguiente gráfica represento $\frac{B}{D}$ frente a la B:



$$D2 = 0,0304 * \frac{B}{D2} + 0,6353 = 22,9 m$$

- En la siguiente gráfica muestro T/D frente al T:



$$D3 = 0,0282 * \frac{T}{D3} + 0.2539 = 23.0 \text{ m}$$

- El Puntal (D) de mi buque será:

$$D = \frac{D1 + D2 + D3}{3} = \frac{23,3 + 22,9 + 23,0}{3}; \quad \mathbf{D = 23,1 \text{ m}}$$

3.5 RESULTADOS OBTENIDOS:

Lpp	264,15 m
B	48,1 m
T	16,7 m
D	23,1 m

4 SELECCIÓN DE ALTERNATIVAS

En este apartado se trata de buscar el buque cuya construcción sea más viable económicamente, entre las diferentes alternativas generadas a partir de una serie de parámetros.

Se estudian una serie de alternativas para conocer cuáles son las dimensiones en función de la cifra de mérito que en este caso es el coste de construcción (CC).

El proceso a seguir consiste en calcular una serie de alternativas de las dimensiones preliminares mediante variación sistemática de sus parámetros fundamentales, como son las dimensiones principales y los coeficientes. A cada una de estas alternativas se le calculara el coste de construcción y se elegirá aquella que cumpliendo todos los requisitos técnicos presente el menor coste de construcción.

- Alternativa inicial:

- $L_{pp} = 264,15 \text{ m}$
- $B = 48,1 \text{ m}$
- $D = 23,1 \text{ m}$
- $T = 16,7 \text{ m}$
- $F_n \text{ (Número de Froude)} = \frac{v \left(\frac{m}{s}\right)}{\sqrt{g \cdot L_{pp}}} = \frac{15,8 \cdot 0,5144}{\sqrt{9,81 \cdot 264,15}} = 0,159$
- $C_b = 0,7 + \frac{1}{8} \cdot (\text{ATAN}((23 - 100 \cdot F_n)/4)) = 0,832$

Aplicando esta fórmula a mi buque base (Eagle San Antonio) el C_b es 0,831 por lo tanto es correcto.

- $C_m = 1,006 - 0,0056 \cdot C_b^{-3,56} = 0,995$
- $C_p = \frac{C_b}{C_m} = 0,836$
- $\Delta \text{ (Desplazamiento)} = 1,025 \cdot L_{pp} \cdot B \cdot T \cdot C_b = 183219,6 \text{ t}$

- PS (Peso de aceros del buque) = $0,094 \cdot L_{pp}^{1,5} \cdot B \cdot D^{0,333} = 30316$
- Para el cálculo de la potencia relaciono mi buque base (Eagle San Antonio) con lo que va a ser mi buque nuevo:

Primero calculo el Cr standard de mi buque base:

$$C_{R,Standard} = c_{11} + c_{12}F_n + c_{13}F_n^2 + C_B \cdot (c_{21} + c_{22}F_n + c_{23}F_n^2) + C_B^2 \cdot (c_{31} + c_{32}F_n + c_{33}F_n^2)$$

, y lo sustituyo en la siguiente ecuación:

$$C_R = C_{R,Standard} \cdot (T/B)^{a1} \cdot (B/L)^{a2} \cdot (L_{os}/L_{wl})^{a3} \cdot (L_{wl}/L)^{a4}$$

Resultando un coeficiente 'a'=1,121 y una potencia de:

$$B_{kw} = 17400 \text{ kw}$$

- BHP = $B_{kw}/0,735 = 23673$
- PQ (Peso de la maquinaria) = $B_{kw} \cdot (895 - 0,0025 \cdot B_{kw}) / 10000 = 1482$
- PEr = $0,0458 \cdot L^{0,333} \cdot B^{0,333} \cdot D^{0,333} = 16,5$
- CMg (coeficiente de coste de material a granel) = $1,08 \cdot PS = 60800,6$
- Ceq (costo de los equipos del buque) = $C_{ec} + C_{Hf} + C_{Er} = 865773,2$
 - CHf (coste habilitación y fonda) = $chf \cdot nch \cdot NT = 34500 \cdot 1,05 \cdot 30 = 1086750$
 - Chf (coeficiente de coste unitario de la habilitación por tripulante) = 34500 € / tripulante.
 - nch (coef de nivel de calidad de la habilitación) = 1,05
 - NT (número de tripulantes) = 30 tripulantes
 - CEr (coste equipo restante) = $cer \cdot PEr = 1,27 \cdot 600 \cdot (0,03 \cdot L^{1,3} \cdot B^{0,8} \cdot D^{0,3}) = 1858172,6$
 - $cer = ccs \cdot ps = 1,27 \cdot 600$
 - ps (precio unitario del acero) = 600€
- CMo (coste de mano de obra) = $C_{mm} + C_{Me} = 43957685$
 - Cmm (costo mano de obra montaje material a granel) = $csh \cdot chm \cdot PS = 50 \cdot 29 \cdot 56297 =$
 - csh (coef. De horas por unidad de peso) = 50 horas/tonelada

- chm (costo horario medio del astillero) = 29 €/hora

- $Cva = cva \cdot CC = 4269861$
 - cva (costes varios del astillero) = 0,08

- CC (coste de construcción) = $CMq + Ceq + Cmo = 53373259 \text{ €}$

- **Alternativas válidas**

Límites de los buques alternativa:

De todas las opciones posibles, se considerarán aquellas que cumplan los siguientes criterios de L, B, T, D sacados de la base de datos de cada buque:

	MÍN	MÁX
L/B (m)	5,3	6,1
B/D (m)	1,8	2,2
B/T (m)	2,6	3,03
L/D (m)	11,1	11,7

Debido a que el buque pasa por el **Canal de Suez**, son necesarias un par de restricciones más:

- ➔ La **B máxima** será de **49 m**
- ➔ El **T máximo** será de **18,9 m**

A continuación, de las 3091 alternativas calculadas represento las que son válidas en cuanto a las relaciones $\frac{Lpp}{B}, \frac{B}{D}, \frac{B}{T}, \frac{Lpp}{D}$ y las limitaciones del Canal de Suez B=49 m y T=18,9 m:

L	B	D	T	CB	CM	CP	FN	PS	PQ	PER	BKW	CC
261,5	48,3	23,5	17,4	0,899	0,997	0,998	0,2	29703,4	1879,1	15,9	22396,8	54296678,36
264,5	48,3	23,5	17,4	0,899	0,997	0,998	0,2	30216,0	1845,6	15,9	21968,9	54909393,08
267,5	48,3	23,5	17,1	0,888	0,997	0,998	0,2	30731,5	1793,7	16,0	21310,1	55441024,21
267,5	48,3	23,9	17,1	0,888	0,997	0,998	0,2	31017,0	1793,7	16,1	21310,1	55865635,71
267,5	47,3	23,5	17,4	0,888	0,997	0,998	0,2	30095,8	1738,6	15,8	20612,7	54229432,44
267,5	47,3	23,9	17,4	0,888	0,997	0,998	0,2	30375,4	1738,6	15,9	20612,7	54645303,47
267,5	48,3	23,5	17,4	0,888	0,997	0,998	0,2	30731,5	1813,2	16,0	21556,9	55532362,21
267,5	48,3	23,9	17,4	0,888	0,997	0,998	0,2	31017,0	1813,2	16,1	21556,9	55956973,71
267,5	46,3	23,9	17,7	0,888	0,997	0,998	0,2	29733,8	1683,3	15,7	19915,2	53424805,9
267,5	47,3	23,9	17,7	0,888	0,997	0,998	0,2	30375,4	1757,2	15,9	20847,4	54732139,39
267,5	48,3	23,9	17,7	0,889	0,997	0,998	0,2	31017,0	1832,5	16,1	21802,4	56047783,84
267,5	48,3	23,5	17,1	0,889	0,997	0,998	0,2	30731,5	1793,7	16,0	21310,1	55441024,21
267,5	48,3	23,9	17,1	0,889	0,998	0,998	0,2	31017,0	1793,7	16,1	21310,1	55865635,71
267,5	47,3	23,5	17,4	0,889	0,998	0,998	0,2	30095,8	1738,6	15,8	20612,7	54229432,44
267,5	47,3	23,9	17,4	0,889	0,998	0,998	0,2	30375,4	1738,6	15,9	20612,7	54645303,47
267,5	48,3	23,5	17,4	0,888	0,998	0,998	0,2	30731,5	1813,2	16,0	21556,9	55532362,21
267,5	48,3	23,9	17,4	0,888	0,998	0,998	0,2	31017,0	1813,2	16,1	21556,9	55956973,71
267,5	46,3	23,9	17,7	0,888	0,998	0,998	0,2	29733,8	1683,3	15,7	19915,2	53424805,9
267,5	47,3	23,9	17,7	0,888	0,998	0,998	0,2	30375,4	1757,2	15,9	20847,4	54732139,39
267,5	48,3	23,9	17,7	0,888	0,998	0,998	0,2	31017,0	1832,5	16,1	21802,4	56047783,84
270,5	48,3	23,5	16,8	0,899	0,998	0,998	0,2	31250,0	1743,5	16,0	20674,2	55985427,19
270,5	48,3	23,9	16,8	0,899	0,998	0,998	0,2	31540,2	1743,5	16,2	20674,2	56417178,12
270,5	47,3	23,5	17,1	0,899	0,998	0,998	0,2	30603,5	1690,1	15,8	20001,7	54767035,17
270,5	47,3	23,9	17,1	0,899	0,998	0,998	0,2	30887,8	1690,1	16,0	20001,7	55189898,57
270,5	48,3	23,5	17,1	0,899	0,998	0,998	0,2	31250,0	1762,8	16,0	20918,0	56075617,48
270,5	48,3	23,9	17,1	0,899	0,998	0,998	0,2	31540,2	1762,8	16,2	20918,0	56507368,42
270,5	47,3	23,5	17,4	0,895	0,998	0,998	0,2	30603,5	1708,5	15,8	20233,4	54852771,4
270,5	47,3	23,9	17,4	0,895	0,998	0,998	0,2	30887,8	1708,5	16,0	20233,4	55275634,8
270,5	48,3	23,5	17,4	0,897	0,998	0,998	0,2	31250,0	1781,9	16,0	21160,3	56165277,47
270,5	48,3	23,9	17,4	0,897	0,998	0,998	0,2	31540,2	1781,9	16,2	21160,3	56597028,4
270,5	46,3	23,9	17,7	0,897	0,998	0,998	0,2	30235,4	1654,1	15,8	19548,8	54043734,21
270,5	47,3	23,9	17,7	0,899	0,998	0,998	0,2	30887,8	1726,8	16,0	20463,8	55360875,65
270,5	48,3	23,9	17,7	0,899	0,998	0,998	0,2	31540,2	1800,9	16,2	21401,2	56686170,26
273,5	48,3	23,5	16,8	0,899	0,998	0,998	0,2	31771,3	1713,9	16,1	20300,9	56631239,68
273,5	48,3	23,9	16,8	0,899	0,998	0,998	0,2	32066,4	1713,9	16,2	20300,9	57070169,4
273,5	47,3	23,5	17,1	0,899	0,998	0,998	0,2	31114,1	1661,4	15,9	19640,5	55401250,21
273,5	47,3	23,9	17,1	0,899	0,998	0,998	0,2	31403,1	1661,4	16,1	19640,5	55831144,53
273,5	48,3	23,5	17,1	0,899	0,998	0,998	0,2	31771,3	1732,9	16,1	20540,2	56719803,86
273,5	48,3	23,9	17,1	0,899	0,998	0,998	0,2	32066,4	1732,9	16,2	20540,2	57158733,59
273,5	46,3	23,5	17,4	0,899	0,998	0,998	0,2	30456,9	1608,6	15,7	18979,7	54170944,79
273,5	46,3	23,9	17,4	0,899	0,998	0,998	0,2	30739,7	1608,6	15,9	18979,7	54591802,95
273,5	47,3	23,5	17,4	0,889	0,998	0,998	0,2	31114,1	1679,5	15,9	19868,1	55485440,86

273,5	47,3	23,9	17,4	0,889	0,998	0,998	0,2	31403,1	1679,5	16,1	19868,1	55915335,18
273,5	48,3	23,5	17,4	0,889	0,998	0,998	0,2	31771,3	1751,7	16,1	20778,2	56807847,34
273,5	48,3	23,9	17,4	0,889	0,998	0,998	0,2	32066,4	1751,7	16,2	20778,2	57246777,07
273,5	45,3	23,9	17,7	0,889	0,998	0,998	0,2	30076,4	1555,7	15,7	18319,3	53352468,95
273,5	46,3	23,9	17,7	0,889	0,998	0,998	0,2	30739,7	1625,9	15,9	19195,8	54671768,13
273,5	47,3	23,9	17,7	0,889	0,998	0,998	0,2	31403,1	1697,5	16,1	20094,3	55999039,42
273,5	48,3	23,9	17,7	0,889	0,998	0,998	0,2	32066,4	1770,4	16,2	21014,8	57334311,81
273,5	48,3	23,5	16,8	0,889	0,998	0,998	0,2	31771,3	1713,9	16,1	20300,9	56631239,68
273,5	48,3	23,9	16,8	0,889	0,998	0,998	0,2	32066,4	1713,9	16,2	20300,9	57070169,4
273,5	47,3	23,5	17,1	0,889	0,998	0,998	0,2	31114,1	1661,4	15,9	19640,5	55401250,21
273,5	47,3	23,9	17,1	0,889	0,998	0,998	0,2	31403,1	1661,4	16,1	19640,5	55831144,53
273,5	48,3	23,5	17,1	0,889	0,998	0,998	0,2	31771,3	1732,9	16,1	20540,2	56719803,86
273,5	48,3	23,9	17,1	0,889	0,998	0,998	0,2	32066,4	1732,9	16,2	20540,2	57158733,59
273,5	46,3	23,5	17,4	0,889	0,998	0,998	0,2	30456,9	1608,6	15,7	18979,7	54170944,79
273,5	46,3	23,9	17,4	0,889	0,998	0,998	0,2	30739,7	1608,6	15,9	18979,7	54591802,95
273,5	47,3	23,5	17,4	0,889	0,998	0,998	0,2	31114,1	1679,5	15,9	19868,1	55485440,86
273,5	47,3	23,9	17,4	0,889	0,998	0,998	0,2	31403,1	1679,5	16,1	19868,1	55915335,18
273,5	48,3	23,5	17,4	0,889	0,998	0,998	0,2	31771,3	1751,7	16,1	20778,2	56807847,34
273,5	48,3	23,9	17,4	0,889	0,998	0,998	0,2	32066,4	1751,7	16,2	20778,2	57246777,07
273,5	45,3	23,9	17,7	0,889	0,998	0,998	0,2	30076,4	1555,7	15,7	18319,3	53352468,95
273,5	46,3	23,9	17,7	0,887	0,998	0,998	0,2	30739,7	1625,9	15,9	19195,8	54671768,13
273,5	47,3	23,9	17,7	0,887	0,998	0,998	0,2	31403,1	1697,5	16,1	20094,3	55999039,42
273,5	48,3	23,9	17,7	0,887	0,998	0,998	0,2	32066,4	1770,4	16,2	21014,8	57334311,81
276,5	48,3	23,9	16,5	0,888	0,998	0,998	0,2	32595,4	1666,5	16,3	19704,5	57644940,21
276,5	47,3	23,9	16,8	0,888	0,998	0,998	0,2	31921,2	1615,7	16,1	19067,6	56398248,81
276,5	48,3	23,9	16,8	0,888	0,998	0,998	0,2	32595,4	1685,3	16,3	19941,1	57732460,95
276,5	46,3	23,9	17,1	0,888	0,998	0,998	0,2	31246,9	1564,6	15,9	18429,9	55151094,17
276,5	47,3	23,9	17,1	0,888	0,998	0,998	0,2	31921,2	1633,6	16,1	19292,5	56481438,93
276,5	48,3	23,9	17,1	0,888	0,998	0,998	0,2	32595,4	1704,0	16,3	20176,2	57819457,99
276,5	46,3	23,9	17,4	0,888	0,998	0,998	0,2	31246,9	1581,7	15,9	18643,4	55230101,15
276,5	47,3	23,9	17,4	0,888	0,998	0,998	0,2	31921,2	1651,5	16,1	19516,0	56564140,04
276,5	48,3	23,9	17,4	0,888	0,998	0,998	0,2	32595,4	1722,5	16,3	20409,9	57905943,59
276,5	45,3	23,9	17,7	0,888	0,998	0,998	0,2	30572,7	1529,6	15,7	17994,7	53978766,02
276,5	46,3	23,9	17,7	0,889	0,998	0,998	0,2	31246,9	1598,7	15,9	18855,7	55308651,77
276,5	47,3	23,9	17,7	0,889	0,998	0,998	0,2	31921,2	1669,2	16,1	19738,2	56646363,4
276,5	48,3	23,9	17,7	0,889	0,998	0,998	0,2	32595,4	1741,0	16,3	20642,3	57991929,5
279,5	48,3	23,9	16,2	0,889	0,998	0,998	0,2	33127,3	1620,5	16,4	19127,9	58231268,21
279,5	48,3	23,9	16,5	0,889	0,998	0,998	0,2	33127,3	1639,2	16,4	19361,7	58317796,01
279,5	47,3	23,9	16,8	0,889	0,998	0,998	0,2	32442,1	1589,1	16,2	18735,9	57058788,28
279,5	48,3	23,9	16,8	0,889	0,998	0,998	0,2	33127,3	1657,7	16,4	19594,2	58403796,7
279,5	46,3	23,9	17,1	0,889	0,998	0,998	0,2	31756,8	1538,8	16,0	18109,3	55799320,72
279,5	47,3	23,9	17,1	0,889	0,998	0,998	0,2	32442,1	1606,8	16,2	18956,9	57140533,78
279,5	48,3	23,9	17,1	0,889	0,998	0,998	0,2	33127,3	1676,1	16,4	19825,2	58489282,84
279,5	46,3	23,9	17,4	0,889	0,998	0,998	0,2	31756,8	1555,7	16,0	18319,1	55876955,94
279,5	47,3	23,9	17,4	0,899	0,998	0,998	0,2	32442,1	1624,4	16,2	19176,5	57221798,82

279,5	48,3	23,9	17,4	0,899	0,998	0,998	0,2	33127,3	1694,4	16,4	20054,9	58574266,47
279,5	46,3	23,9	17,7	0,899	0,998	0,998	0,2	31756,8	1572,4	16,0	18527,7	55954142,76
279,5	47,3	23,9	17,7	0,899	0,998	0,998	0,2	32442,1	1641,8	16,2	19394,9	57302594,43
279,5	48,3	23,9	17,7	0,899	0,998	0,998	0,2	33127,3	1712,5	16,4	20283,2	58658759,12

De todas estas alternativas válidas me quedo con la que tiene menor coste de construcción (CC):

L	B	D	T	CB	FN	PS	PQ	PER	BKW	CC
273,5	45,3	24	17,7	0,889	0,157	30076,4	1555,7	15,7	18319	53352468,95

5 COEFICIENTES

5.1 COEFICIENTE DE BLOQUE

Este parámetro es fundamental para representar las formas del buque, tiene una incidencia muy grande sobre la resistencia a la marcha y sobre la capacidad de carga, y en menor medida, sobre la estabilidad.

Para calcularlo:

$$Cb = 0,7 + 1,8 * \left(\tan^{-1} \left(\frac{23 - 100 * Fn}{4} \right) \right) = 0,889$$

5.2 COEFICIENTE DE LA MAESTRA

Tiene una repercusión directa sobre la extensión de la zona curva del casco en el pantoque.

Se puede calcular:

$$Cm = 1,006 - 0,0056 * Cb^{-3,56} = 0,998$$

5.3 COEFICIENTE PRISMÁTICO

El coeficiente prismático se calcula por la relación del coeficiente de bloque con el coeficiente de la sección media:

$$CP = \frac{Cb}{Cm} = 0,998$$

6 ESTIMACIÓN DE LA POTENCIA PROPULSORA

Relacionando las fórmulas siguientes entre mi buque base (Eagle San Antonio) y mi buque nuevo:

$$C_{R,Standard} = c_{11} + c_{12}F_n + c_{13}F_n^2 + C_B \cdot (c_{21} + c_{22}F_n + c_{23}F_n^2) + C_B^2 \cdot (c_{31} + c_{32}F_n + c_{33}F_n^2)$$

$$C_R = C_{R,Standard} \cdot (T/B)^{a1} \cdot (B/L)^{a2} \cdot (L_{os}/L_{wl})^{a3} \cdot (L_{wl}/L)^{a4}$$

y mediante la siguiente fórmula:

$$Bkw = a * (V^3 * (B * \frac{T}{10})) * (Cr + Cfpp) = 18319 Kw$$

La potencia de mi buque nuevo anteriormente calculada es:

$$Bkw = 17400 kw$$

Debido a que estamos en una fase preliminar, el resto de datos necesarios se estiman mediante el programa NAVCAD.

Se ha elegido el método "Holtrop", ya que no tiene valores fuera de los límites, y es uno de los métodos más utilizados para esta tipo de buques.

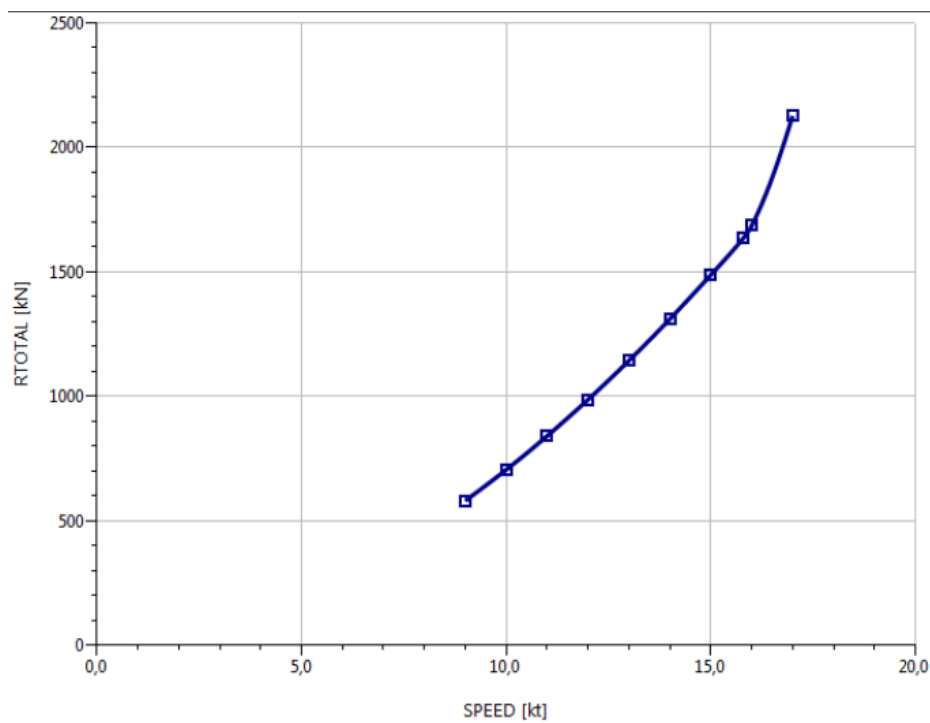
- Resistencia total y potencia efectiva

Para la resistencia :

Vessel drag		Calc	ITTC-78 (CT)
Technique:			Prediction
Prediction:			Holtrop
Reference ship:			
Model LWL:	[m]		
Viscous			
Expansion:			Standard
Friction line:			ITTC-57
Hull form factor:	On		1,522
Speed corr:	Off		
Spray drag corr:	Off		
Corr allowance:			ITTC-78 (v2008)
Roughness [mm]:	On		0,15
Catamaran			
Interference:	Off		
Added drag			
Appendage:	Calc		Percentage
Wind:	Off		
Seas:	Off		
Shallow/channel:	Off		
Towed:	Off		
Margin:	Calc		Hull + added drag [10...

Hull	
Configuration:	Monohull
Chine type:	Round/multiple
General	
Length on WL:	275,000 m
Max beam on WL:	45,300 m
Max molded draft:	17,700 m
Displacement:	185392,00 t
Wetted surface:	15898,0 m ²
Demi-hull spacing:	m
ITTC-78 (CT)	
LCB fwd TR:	137,500 m
LCF fwd TR:	137,500 m
Max section area:	801,0 m ²
Waterplane area:	11738,2 m ²
Bulb section area:	0,0 m ²
Bulb ctr below WL:	0,000 m
Bulb nose fwd TR:	0,000 m
Imm transom area:	0,0 m ²
Transom beam WL:	0,000 m
Transom immersion:	0,000 m
Half entrance angle:	61,09 deg
Bow shape factor:	1,0 [WL flow]
Stern shape factor:	1,0 [WL flow]
Planing	
Proj chine length:	m
Proj bottom area:	m ²
LCG fwd TR:	m
VCG below WL:	m
Aft station (fwd TR):	m
Deadrise:	deg

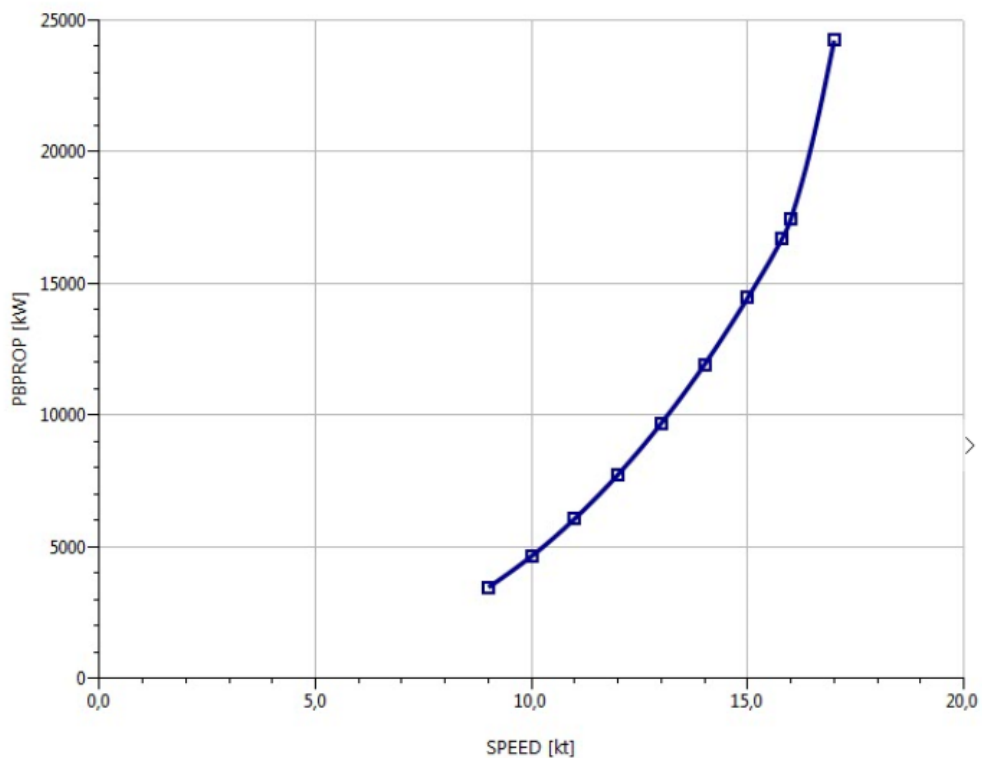
Type	Task
<input type="checkbox"/>	Right-click to add a task...



Para una velocidad de 15,8 kn se obtiene una Resistencia al avance de 1637 Kn

En cuanto a la potencia:

Hull-propulsor		Calc		Hull	
Technique:		Prediction		Configuration:	Monohull
Prediction:		Holtrop	...	Chine type:	Round/multiple
Reference ship:				General	
Max prop diam:	[mm]	10000,0		Length on WL:	275,000 m
Corrections				Max beam on WL:	45,300 m
Viscous scale corr:	On	Custom		Max molded draft:	17,700 m
Rudder location:		Behind propeller		Displacement:	185392,00 t
Friction line:		ITTC-57		Wetted surface:	15898,0 m ²
Hull form factor:		1,522	...	Demi-hull spacing:	m
Corr allowance:		0,000115	...	ITTC-78 (CT)	
Roughness [mm]:	On	0,15	...	LCB fwd TR:	137,500 m
Ducted prop corr:	Off			LCF fwd TR:	137,500 m
Tunnel stern corr:	Off			Max section area:	801,0 m ²
Effective diam:	[m]			Waterplane area:	11738,2 m ²
Recess depth:	[m]			Bulb section area:	0,0 m ²
System analysis				Bulb ctr below WL:	0,000 m
Cavitation criteria:		Keller eqn		Bulb nose fwd TR:	0,000 m
Analysis type:		Free run		Imm transom area:	0,0 m ²
CPP method:		Fixed RPM		Transom beam WL:	0,000 m
Engine RPM:				Transom immersion:	0,000 m
Mass multiplier:				Half entrance angle:	61,09 deg
RPM constraint:				Bow shape factor:	1,0 [WL flow]
Limit [RPM/s]:				Stern shape factor:	1,0 [WL flow]
				Planing	
Type	Task			Proj chine length:	m
<input type="checkbox"/>	Right-click to add a task...			Proj bottom area:	m ²
				LCG fwd TR:	m
				VCG below WL:	m
				Aft station (fwd TR):	m
				Deadrise:	deg



Se obtiene que a una velocidad de 15,8 Kn es necesaria una Potencia efectiva de 16718 KW

Una vez conozco tanto la resistencia al avance como la potencia efectiva, dimensiono en NavCAD en “Mode Propulsion” marcando en Propeller sizing la opción “by trust”.

Metiendo en este caso para la hélice 5 palas, ya que es con el que obtengo mejor rendimiento, así como la altura desde la línea de base hasta el eje de la hélice.

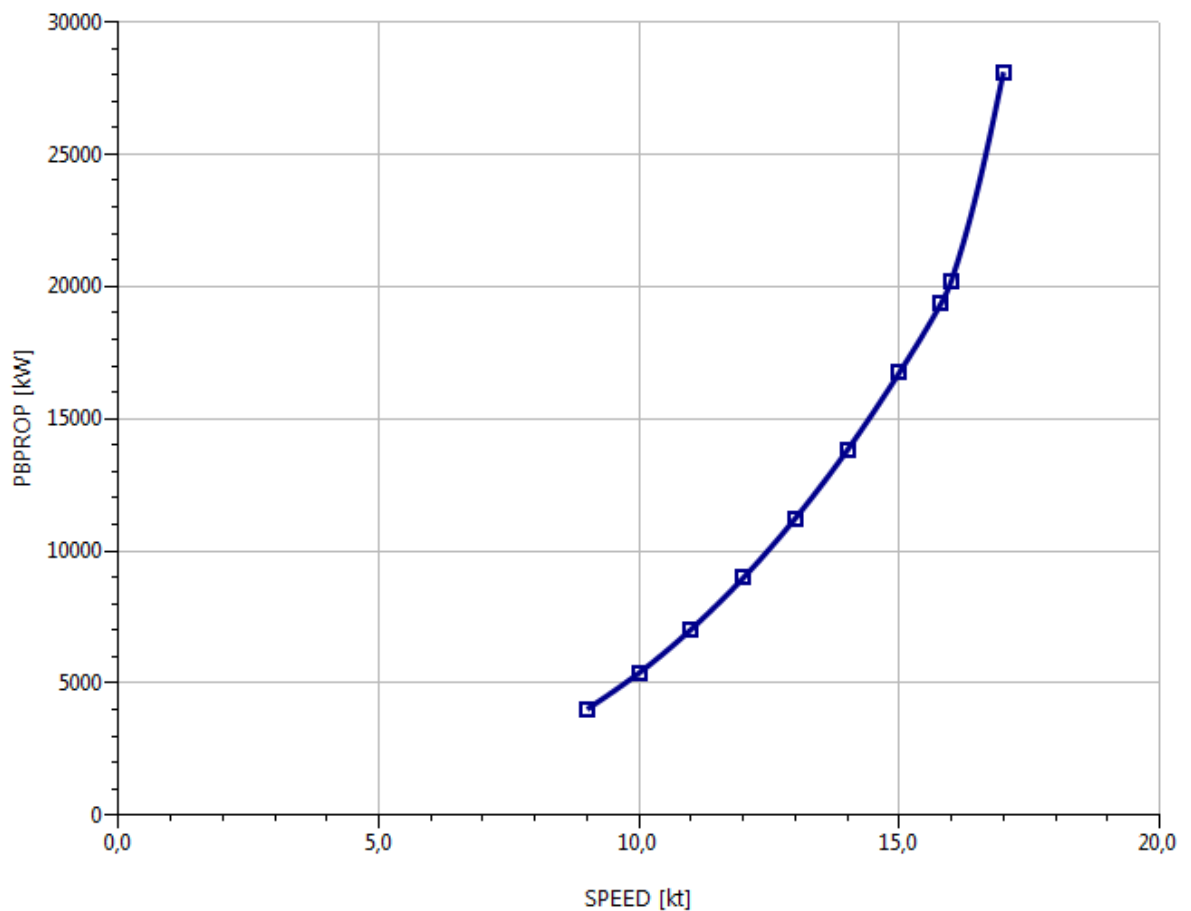
Por último marcando la opción “Size” para que el programa dimensione los datos que nos faltan

Hull-propulsor		Calc		Propulsor		
Technique:			Prediction	Count:	1	
Prediction:			Holtrop	Propulsor type:	Propeller series	
Reference ship:				Propeller type:	FPP	
Max prop diam:	[mm]		8300,0	Propeller series:	B Series	
Corrections				Propeller sizing:	By power	
Viscous scale corr:	On		Custom	Reference prop:		
Rudder location:			Behind propeller	Blade count:	5	
Friction line:			ITTC-57	Expanded area ratio:	0,5445	
Hull form factor:			1,522	Propeller diameter:	8300,0	mm
Corr allowance:			0,000115	Propeller mean pitch:	5289,5	mm
Roughness [mm]:	On		0,15	Hub immersion:	7800,0	mm
Ducted prop corr:	Off			Engine/gear		
Tunnel stern corr:	Off			Engine data:	None defined	
Effective diam:	[m]			Rated RPM:		RPM
Recess depth:	[m]			Rated power:		kW
System analysis				Gear efficiency:	0,970	
Cavitation criteria:			Keller eqn	Load correction:	Off	
Analysis type:			Free run	Gear ratio:	1,000	
CPP method:			Fixed RPM	Shaft efficiency:	0,980	
Engine RPM:				Propeller options		
Mass multiplier:				Oblique angle corr:	Off	
RPM constraint:				Shaft angle to WL:	0,00	deg
Limit [RPM/s]:				Added rise of run:	0,00	deg
	Type	Task		Propeller cup:	0,0	mm
<input type="checkbox"/>		Right-click to add a task...		KTKQ corrections:	Custom	
				Scale correction:	None	
				KT multiplier:	1,000	
				KQ multiplier:	1,000	
				Blade T/C [0.7R]:	0,00	
				Roughness:	0,00	mm

Propeller sizing			
To size			
Gear ratio:	Keep	1,00	
Expanded area ratio:	Size	0,544	
Propeller diameter:	Size	8300,0	mm
Propeller mean pitch:	Size	5289,5	mm
Design condition			
Design speed:		15,80	kt
Reference power:		14480,0	kW
Design point:		1,000	
Reference RPM:		82,8	
Design point:		1,030	
Max prop diam:		8300,0	mm
Review			
Tip speed:		0,00	m/s

Size Save report OK Cancel Help

A continuación se muestra la gráfica resultante potencia de freno (BHP)-VELOCIDAD



Los resultados obtenidos son los siguientes:

Velocidad (Knots)	R total (KN)	EHP (KW)	BHP (KW)
15,8	1637	15718	18356,7

Los BHP que nos proporciona el programa están calculados con el margen de mar del 15%, mientras que no se incluye el régimen de servicio al 85% y puesto que no disponemos de alternador de cola, la potencia del motor se calcula de la siguiente forma:

Velocidad (Knots)	RPM	BHP (KW)
15,8	85	19200

7 ESTIMACIÓN DEL PESO EN ROSCA

Se puede calcular el peso en rosca mediante la estructura de acero, el equipo y habilitación y maquinaria.

$$WR = 0,0595 * L^{1,65} * B^{0,875} + 0,349 * BHP^{0,893} + 25,07 * PM^{0,381} = 22919,11$$

7.1 Peso de la estructura

Relacionando mis datos obtenidos en la alternativa final con los datos de un proyecto buque semejante al mío (N° 14-103) cuyos datos son:

Lpp (m)	B (m)	D (m)	T (m)	Δ (t)	Cb	Cm	Cp	Fn	V (kn)	PR (t)	TPM (t)
264	47	23,5	16,5	177816	0,847	0,997	0,85	0,152	15	26745	150000

Aplicando los siguientes métodos obtengo el peso de la estructura (W):

- Método de n° cúbico:

$$\frac{W1}{W2} = \left(\frac{L1}{L2}\right)^3 ; W2 = 24517 t$$

- Método por correcciones dimensionales:

$$dW_L = 0,85 * dL * \frac{W}{L} = 0,85 * 9,65 + \frac{22012,3}{263,85} = 684,3 t$$

$$dW_B = 0,85 * (-1,27) * \frac{22012,3}{263,85} = -90,06 t$$

$$dW_D = 0,85 * 0,64 * \frac{22012,3}{263,85} = 43,38 t$$

$$W = Wi + (684,3 - 90,06 + 43,38) = 22289,546 t$$

- Corrección por escantillones:

$$\text{corrección } L = \frac{1}{3} * dW_L = 228,1 \text{ t}$$

$$\text{corrección } B = \frac{1}{4} * dW_B = -22,515 \text{ t}$$

$$\text{corrección } D = \frac{1}{2} * dW_D = 22,69 \text{ t}$$

$$W = W_i + (228,1 - 22,515 + 22,69) = 22240,575 \text{ t}$$

→ Haciendo la media de los resultados obtenidos obtengo el peso final:

$$\mathbf{W = 22924 \text{ t}}$$

7.2 Peso de equipo y habilitación

$$W_{oa} = Ke * Lpp * B = \mathbf{2664,31 \text{ t}}$$

$$- Ke = 0,36 - 0,53 \times 10^{-3} * Lpp = 0,215.$$

7.3 Peso maquinaria propulsora y auxiliar:

- Peso motor: (ESTIMADO)

$$W_{ME} = 5 + 4 * \left(\frac{MCO}{N} \right)^{0,925} = 692 \text{ t}$$

- Peso del resto de maquinaria:

$$W_{rp} = Km * Mco^{0,7} = 681,2 \text{ t}$$

- Peso de otros elementos en cámara de máquinas:

$$W_{qr} = 0,03 * V_{MQ} = 308 \text{ t}$$

$$V_{MQ} = L_{CM} * B * D * \left(\frac{3,217 * L_{cm}}{L_{pp} - 0,0655} \right) = 10266 \text{ m}^3$$

$$L_{CM} = 0,28 * L_{pp}^{0,67} + 0,48 * M_{co}^{0,35} = 28,33 \text{ m}$$

- Peso línea del eje:

$$W_{ae} = 1 * L_{eje} * (5 + 0,0164 * L_{pp}) = 123 \text{ t}$$

$$L_{eje} = L_{pique \text{ pp}} + 2 = 12,94 \text{ m}$$

$$L_{pique \text{ pp}} = 0,04 * L_{pp} = 10,94 \text{ m}$$

→ Peso maquinaria propulsora y auxiliar:

$$W_q = W_{me} + W_{rp} + W_{qr} + W_{qe} = 692 + 681,2 + 308 + 123 = \mathbf{1804,2 \text{ t}}$$

PESO EN ROSCA	
Estructura	22924 t
Maquinaria	1804,2 t
Equipo y habilitación	2264,31 t
PESO ROSCA	27392,14 t

8 ESTIMACIÓN DEL PESO MUERTO

El peso muerto del petrolero a proyectar comprende: tripulación, víveres, pertrechos, combustible, aceites, agua dulce y carga.

- Peso combustible:

$$P_{hfo} = \frac{\text{Autonomía}}{V_s} * BHP * C_{hfo} * 10^{-6} = 3805 \text{ t}$$

- Autonomía= 16000 millas
- $V_s=15,8 \text{ kn}$
- $BHP=22773 \text{ kw}$
- $C_{hfo}=165 \text{ g/Kw*h}$

$$\text{Combust motores aux} = BHP * (190 * 48 \text{ horas} * 10^{-6}) = 208 \text{ t}$$

- Aceite:

$$P = 2 * P_{hfo} = 228,3 \text{ t}$$

- $P_{hfo}=3\%$ de 3805 t

- Agua dulce:

135 litros por persona y día → 30 personas

$$P = 135 * \frac{\text{Autonomia}}{V_s * 30} * 30 * 10^{-3} = 137 \text{ t}$$

- Víveres:

5 kg para cada persona por día

$$P = 5 * N_{trip} * \text{Autonomia} = 6300 \text{ t}$$

$$\circ \text{ Autonomía} = \frac{16000 \text{ millas}}{15,8 \text{ Kn}} = \frac{1012,65}{24h} = 42 \text{ días}$$

- Tripulación :

125 kg/tripulación

$$P = \frac{125 * 30}{1000} = 4 \text{ t}$$

- Pertrechos:

100 t

- Carga útil:

0,86g/ml

148000 TPM

$$\begin{aligned} \text{Carga útil} &= \text{TPM} - (\text{Ptrip} + \text{Pviv} + \text{Pcomb} + \text{Paceite} + \text{Pag. dulce} + \text{Ppertr}) \\ &= 137425,7 \text{ t} \end{aligned}$$

$$\Delta = \text{PR} + \text{PM} = 175392 \text{ t}$$

9 ESTIMACIÓN DEL FRANCOBORDO

Utilizando el Convenio de Lineas de Carga obtengo las siguientes correcciones.

- FRANCOBORDO TABULAR:

Mi buque a proyectar está clasificado en buque Tipo A y con la eslora al 96% (273 m) mi FB tabular es de 3143 mm

- Corrección por Cb (R-30)

Si el Cb es superior a 0,68 lo cual es mi caso se aplicará siguiente corrección:

$$\frac{Cb + 0,68}{1,36} = \mathbf{1,1537}$$

Corrección = 1,1537*FB TABULAR = 484 mm

- Corrección por Puntal (R-31)

D excede L/15 con lo que se aplicará:

$$\left(D - \frac{L}{15} \right) * R = \mathbf{1420 \text{ mm}}$$

o R=250

- Corrección por superestructuras: (Regla-37)

Según la tabla 37.1:

E	%
0,1	7
0,1536	10,8
0,2	14

Para L > 122 m → 1070mm

Corrección = **116 mm**

- Arrufo (R-38)

	<i>Ordinate</i>	<i>Factor</i>	<i>Product</i>		
Ppp	2529	1	2529		
1/6 L	1123	3	3369		
1/3 L	283	3	849		
Centro buque	0	1	0	TOTAL	674
				PP	7
Centro buque	0	1	0		
1/3 L	567	3	1701		
1/6 L	2246	3	6738		
Ppr	5058	1	5058	TOTAL	134
				PR	97

	Real	Normal	Diferencia	s
Castillo	2800	2300	500	8
Toldilla	2800	2300	500	0

Corrección por arrufo → **849 mm**

- Altura mínima de PROA:

$$F_b = (6075(L/100) - 1875(L/100)^2 + 200(L/100)^3) \times (2.08 + 0.609C_b - 1.603C_{wf} - 0.0129(L/d_1))$$

Alt. Minima= **6151 mm**

Tabla resumen con las correcciones calculadas:

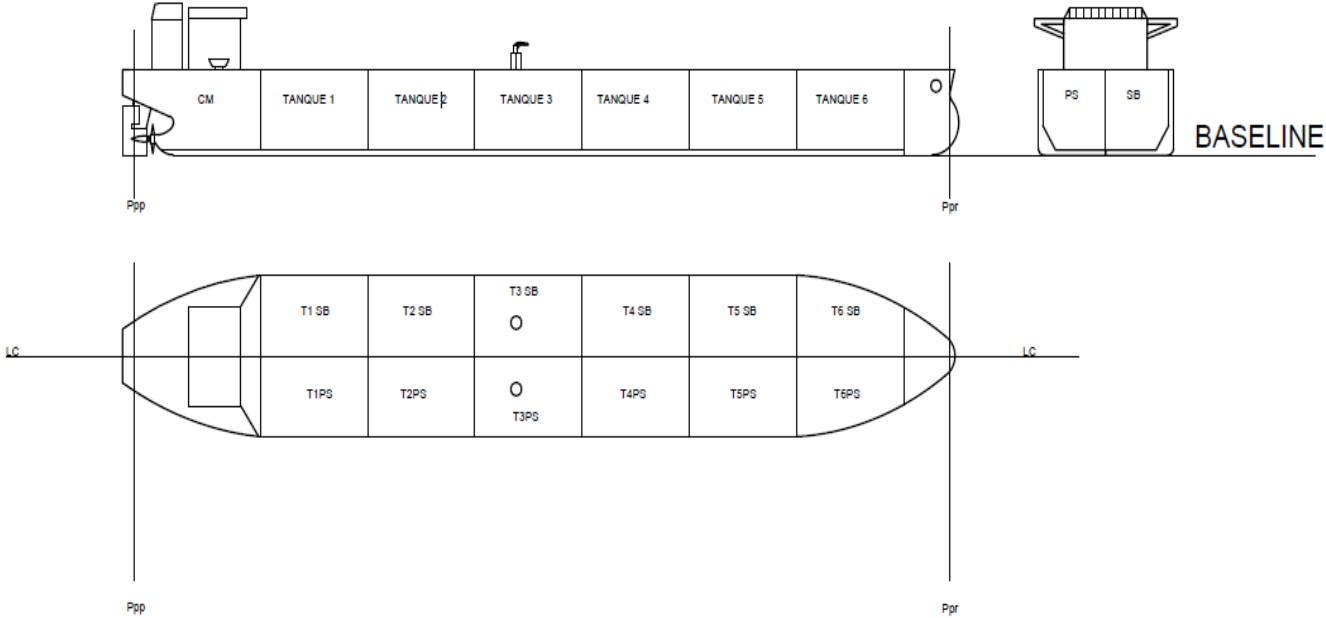
R-28	3146	mm
R-29		mm
R-30	484	mm
R-31	1420	mm
R-32.1		mm
R-37	-116	mm
R-38	849	mm
Sum	5783	mm

FRANCOBORDO = 6151 mm

FRANCOBORDO MIN DE VERANO = 6151 mm

CALADO DE VERANO= D*100-6151 = 17759 mm

10 CROQUIS



➔ KNOCK ALLAN (Internet)

GENERAL INFORMATION:

Name: Knock Allan IMO No: 8904460
Ex: Built: 1/1991
Type: Suezmax tanker
SubType: Crude Flag: Liberia
DWT: 145,242 Draft: 15.60 Builder: Harland & Wolff
GT: 78,710 LOA: 274.00 Owner: Olsen & Co.
Beam: 44.40 Speed/Cons: 14.50/-
Class: LR Depth: 24.10 Engine Type: Burmeister & Wain

OWNER & FLAG HISTORY:

KNOCK ALLAN 12-05-2000 LRF
Flag Date of record Source
Singapore 18-04-2005 LRF
Liberia 12-05-2000 LRF
Registered owner Date of record Source
KNOCK ALLAN PTE LTD since 02-08-2007 LRF
ALLAN PTE LTD 18-04-2005 LRF
ALLAN SHIPPING 08-11-1993 LRF
Ship manager Date of record Source
FRED OLSEN MARINE SERVICES AS 02-08-2007 LRF
V. SHIPS NORWAY 16-05-2005 LRF
V SHIPS ASIA 18-04-2005 LRF
V. SHIPS NORWAY 24-04-2001 LRF
OLSEN FRED MARINE SERVICES 25-04-2000 LRF
OLSEN F. 01-01-1992 LRF

➔ BRASIL VOYAGUER (Significant Ships 2013)



BRASIL VOYAGER: Shuttle tanker for Brazil operation

Shipbuilder:..... **Samsung Heavy Industries**
 Vessel's name:..... **Brasil Voyager**
 Hull No:..... **2033**
 Owner/operator: **Chevron Shipping Company**
 Country:..... **Bahamas**
 Designer:..... **Samsung Heavy Industries**
 Country:..... **Korea**
 Model test establishment:..... **Samsung Ship Model Basin**
 Flag:..... **Bahamas**
 IMO number:..... **9637777**
 Total number of sister ships already completed (excluding ship presented):..... **nil**
 Total number of sister ships still on order:..... **nil**

DUE to the development of Brazilian oil fields, a rise in vessels built to handle the geographic location of the fields was initiated in 2013. US-based Chevron placed its order for a one-off vessel, *Brasil Voyager*, that was delivered in May to operate in the Papa Terra field in Brazil. The vessel has been optimised to meet the requirements of working in Brazilian waters and also has a large cargo capacity. *Brasil Voyager* transports high viscosity oil from the fields in offshore Brazil to Bahamas oil refinery company (BORCO).

In order for the vessel to carry out operations in the location *Brasil Voyager*, has been specially designed with a finer hull shape and is equipped with dynamic positioning (DP2) technology. To create the finer hull form Samsung has used its Green Future hull design.

For the dynamic positioning at operation field, the vessel is equipped with one retractable type azimuth thruster and two tunnel thrusters in the forward and one retractable type azimuth thruster and one tunnel thruster in the aft. Also a full spade with flap high lift rudder, which has been developed by Becker marine systems, is applied together with a controllable pitch propeller. In order to increase the propulsion efficiency Saver-Fin technology has been applied.

Brasil Voyager is powered by a MAN Diesel & Turbo 6S70ME-C8.2 manufactured by Doosan that

has a power output of 16,900kW and gives the vessel a service speed of 15.13knots at 90% MCR with a 15% sea margin.

To enhance the loading and unloading of the vessel, Samsung has fitted it with a bow loading (BLS) system which has been designed for mooring the vessel to an offshore or crude loading terminal. Also the control system for cargo operations in the cargo control room is available in the wheelhouse via ICMS system. To further meet with the latest environmental regulations a Samsung Purimar ballast water treatment system with electrolysis (indirect) with a capacity of 5,500m³/h has been fitted.

TECHNICAL PARTICULARS

Length oa:..... 282.14m
 Length bp:..... 267.00m
 Breadth moulded:..... 49.00m
 Depth moulded:..... 23.60m
 To main deck:..... 2.45m
 Width of double skin:..... 2.55m
 Side:..... 2.45m
 Bottom:..... 2.55m
 Draught
 Scantling:..... 17.20m
 Design:..... 16.20m
 Gross:..... 83,942gt
 Deadweight
 Design:..... 141,470dwt
 Scantling:..... 153,080dwt
 Speed service:..... 15.13knots
 Cargo capacity
 Liquid volume:..... 167,885m³
 Bunkers
 Heavy oil:..... 3,215m³
 Diesel oil:..... 555m³
 Water ballast:..... 51,200m³
 Daily fuel consumption
 Main engine only:..... 62tonnes/day
 Classification society and notations:..... ABS +A1, @, Oil Carrier, CSR, AB-CM, SH-DLA, SFA(25), RES, PMA+, CPS, *AMS, *ACCU, NIBS, CRC, ESP, VEC-L, CPP, TCM, UWILD(no seachest blanking device), PORT, POT,

ENVIRO, GP, BLU, SEC, MLC-ACCOM, RW, BWE, DPS-2, *APS

Main engine
 Design:..... MAN Diesel & Turbo
 Model:..... 6S70ME-C8.2
 Manufacturer:..... Doosan Engine
 Number:..... 1
 Type of fuel:..... HFO, MDO
 Output of each engine:..... 16,900kW x 86.6rpm
 Propeller
 Material:..... Ni-Al-Bronze
 Designer/manufacturer:..... Kawasaki Heavy Industries
 Number:..... 1
 Fixed/controllable pitch:..... Controllable
 Diameter:..... 8.3m
 Speed:..... 86.6rpm
 Boilers
 Number:..... 2
 Type:..... Vertical, water drum
 Make:..... Alfa Laval Aalborg
 Output, each boiler:..... 35tonnes/h x 1.6MPa
 Cargo cranes/cargo gear
 Number:..... 2
 Make:..... Oriental
 Type:..... Electro-hydraulic luffing jib
 Performance:..... 15tonnes
 Other cranes
 Number:..... 2 + 1
 Make:..... Oriental
 Type:..... Electro Hydraulic luffing jib
 Tasks:..... Provision handling, BLS service
 Performance:..... 5tonnes + 5tonnes
 Mooring equipment
 Number:..... 2 x Windlass
 6 x Mooring winch
 Make:..... Rolls-Royce
 Type:..... Electro-hydraulic
 Special lifesaving equipment
 Number of each and capacity:..... 1 x 42 persons
 Make:..... Hatecke
 Type:..... Freefall totally enclosed
 Cargo tanks
 Number:..... 12 + 2
 Cargo pumps
 Number:..... 3
 Type:..... Vertical, single stage, centrifugal
 Make:..... Hyundai
 Material:..... Stainless steel for impeller shaft
 Capacity:..... 3,500m³/h x 150m at S.G. 1.025
 Cargo control system
 Make:..... AMRI-Seil
 Type:..... Valve remote control
 Water ballast treatment system
 Make:..... Samsung Purimar
 Capacity:..... 5,500m³/h
 Complement
 Crew:..... 15
 Bow thruster
 Make:..... Rolls-Royce
 Number:..... 2 x Tunnel
 Output:..... 1 x Azimuth
 3,300kW, 3,000kW
 Stern thruster
 Make:..... Rolls-Royce
 Number:..... 1 x Tunnel
 1 x Azimuth
 Output:..... 1,600kW, 3,000kW
 Bridge control system
 Make:..... Nabtesco
 One-man operation:..... Yes
 Fire detection system
 Make:..... Consilium
 Type:..... Addressable type
 Fire extinguishing systems
 Engine room:..... Wilhelmsen/ High expansion foam
 Cabins & public spaces:..... Samsung/ Seawater and portable fire extinguisher
 Radars
 Number:..... 2
 Make:..... Sperry Marine
 Integrated bridge system
 Make:..... Sperry Marine
 Model:..... VisionMaster FT ECDIS
 Contract date:..... 9 June 2011
 Launch/float-out date:..... 29 Dec 2012
 Delivery date:..... 28 May 2013

➔ SAMBA SPIRIT (Significant Ships 2013)



SAMBA SPIRIT: Modern shuttle tanker for Teekay

Shipbuilder: **Samsung Heavy Industries**
 Vessel's name: **Samba Spirit**
 Hull No.: **2037**
 Owner/operator: **Teekay Shipping**
 Country: **Norway**
 Designer: **Samsung Heavy Industries**
 Country: **Korea**
 Model test establishment used: **Samsung Ship Model Basin (SSMB)**
 Flag: **Bahamas**
 IMO number: **9637686**
 Total number of sister ships already completed (excluding ship presented): **2**
 Total number of sister ships still on order: **4**

THE latest shuttle tanker, *Samba Spirit*, delivered as the first out of four units specially designed for Brazilian waters, is equipped with DP2 technology. The vessel will be chartered by BG Group for operation at the Lula field (formerly Tupi field) in the Santos Basin. *Samba Spirit* was delivered by Samsung Heavy Industries (SHI) in May.

In order to increase the propulsion efficiency SAVER-FIN technology has been applied to the vessel, along with the yard's latest Green Future hull form to reduce resistance. For the dynamic positioning in the field of operation the vessel is equipped with two retractable type azimuth thrusters and one tunnel thruster in the forward and one retractable azimuth thruster and one tunnel thruster in the aft. Also a fish tail type high lift rudder, which has been developed by Samsung, has been applied together with a controllable pitch propeller.

It is believed *Samba Spirit* is the most advanced shuttle tanker ever built based on the new technology; a Knutsen volatile organic compound (KVOC) system is provided as a means of reduction for volatile organic compounds during loading and laden voyage. The KVOC system was designed by Knutsen OAS Shipping and approved by the class society.

The compact volatile organic compound (CVOC) system has also been fitted for the recovery of VOC during loaded voyages. A mix of VOC and inert gas is ejected from the main inert gas line and into the crude oil by circulating an oil stream through the swirl absorber located in the pump room. Furthermore, efficiency in the vessel's operational performance has been improved by increasing the cargo tank pressure compared with a conventional system.

The bow loading system (BLS) is designed for mooring the vessel to an offshore loading terminal and also for crude oil loading from a terminal where there is the possibility to discharge through the BLS as per Petrobras' requirement for use in Brazilian waters. Also the control system for cargo operations in the cargo control room is available in the wheelhouse via the integrated monitoring control system (ICMS).

For the power supply, four sets of main diesel generators have been installed along with one emergency generator. The high and low voltage switchboards are divided into four sections to separate the power feeding from the main generator and the switchboard, this configuration gives better flexibility during operation and minimises the loss of availability even in a worst single failure case scenario.

The ballast water treatment system with electrolysis (indirect), is a Samsung Purimar with a capacity of 5,500m³/h has been installed to meet with the ballast water convention.

TECHNICAL PARTICULARS

Length oa: 282.14m
 Length bp: 267.00m
 Breadth: 49.00m
 Depth moulded
 To main deck: 23.60m
 Width of double skin
 Side: 2.45m
 Bottom: 2.55m
 Draught
 Scantling: 17.20m
 Design: 16.20m
 Gross: 83,882gt
 Deadweight
 Design: 142,190dwt
 Scantling: 154,101dwt
 Speed, service: 14.62knots
 Cargo capacity
 Liquid volume: 164,540m³
 Bunkers
 Heavy oil: 3,135m³
 Diesel oil: 545m³
 Water ballast: 51,205m³
 Daily fuel consumption
 Main engine only: 51.2tonnes/day
 Classification society and notations: ABS +A1, (E), Oil Carrier, CSR, AB-CM, DPS-2, SH, SHCM, SH-DLA, SFA(25), HIMP, RES, PMA, CPS, IGS-Ballast, +AMS, +ACCU, +APS, NIBS, ESP, VEC-L, TCM, R1 (single shaft), UWILD, POT, ENVIRO, GP, BLU, BWE, Statement of compliance for DNV's F-AMC (excluding requirement B.201)
 Main engine
 Design: MAN Diesel & Turbo
 Model: 6S70ME-C8.2
 Manufacturer: Doosan Engine
 Number: 1
 Type of fuel: HFO, MDO
 Output of each engine: 14,270kW x 81.8rpm
 Propeller
 Material: Ni-Al-Bronze
 Designer/manufacturer: Kawasaki Heavy Industries
 Number: 1
 Fixed/controllable pitch: Controllable
 Diameter: 8.3m
 Speed: 81.8rpm
 Boilers
 Number: 2
 Type: Vertical, water drum
 Make: Alfa Laval Aalborg
 Output, each boiler: 30tonnes/h x 16kg/cm²
 Cargo cranes/cargo gear
 Number: 2
 Make: DMC
 Type: Electro-hydraulic luffing jib
 Performance: 15tonnes

Other cranes
 Number: 2+1
 Make: DMC
 Type: Electro-hydraulic luffing jib
 Tasks: Provisions handling & BLS service
 Performance: 2tonnes, 3.4tonnes, 5tonnes
 Mooring equipment
 Number: 2 x Windlass
 8 x Mooring winch
 Make: Flutek Kawasaki
 Type: Electro-hydraulic driven
 Special lifesaving equipment
 Number of each and capacity: 1 x 40 persons
 Make: Norsafe
 Type: Freefall totally enclosed
 Cargo tanks
 Number: 12 + 1
 Cargo pumps
 Number: 3
 Type: Vertical, single stage, centrifugal
 Make: Shinko
 Material: Stainless steel for impeller shaft
 Capacity: 3,800m³/h x 135 at SG 1.025
 Cargo control system
 Make: Samsung - AMRI SEIL
 Type: Valve remote control system
 Water ballast treatment system
 Make: Samsung Purimar
 Capacity: 5,500m³/h
 Complement
 Crew: 15
 Bow thruster
 Make: Brunvoll
 Number: 1 x Tunnel
 2 x Azimuth
 Output: 2,200kW
 Stern thruster
 Make: Brunvoll
 Number: 1 x Tunnel
 2 x Azimuth
 Output: 2,200kW
 Bridge control system
 Make: Yokogawa
 One-man operation: Yes
 Fire detection system
 Make: Consilium
 Type: Addressable type
 Fire extinguishing systems
 Engine room: Wilhelmsen/ high expansion foam
 Cabins/public spaces: Samsung/ Sea water fire and portable fire extinguishers
 Radars
 Number: 2
 Make: Samsung
 Integrated bridge system
 Make: Samsung
 Model: SSAS-Pro
 Contract date: 21 June 2011
 Launch/float-out date: 24 December 2012
 Delivery date: 10 May 2013



RIO 2016: EEDI compliant shuttle tanker

Shipbuilder: **Sungdong Shipbuilding & Marine Engineering Co., Ltd**
 Vessel's name: **RIO 2016**
 Hull No.: **S7001**
 Owner/operator: **Tsakos Energy Navigation Ltd./ Petrobras**
 Country: **Greece/ Brazil**
 Designer: **Sungdong Shipbuilding & Marine Engineering Co., Ltd**
 Country: **Korea**
 Model test establishment used: **KIOST, Korea**
 Flag: **Greece, Pireaus**
 IMO number: **9623867**
 Total number of sister ships already completed (excluding ship presented): **2**
 Total number of sister ships still on order: **nil**

RIO 2016 is the first vessel in a series of two shuttle tankers designed by Sungdong Shipbuilding & Marine Engineering for Tsakos Energy Navigation Ltd that are compliant with the energy efficiency design index (EEDI) regulation. The vessel was delivered at the beginning of the year with its sister vessel *Brasil 2014* being delivered shortly afterwards in April.

RIO 2016 was chartered early to Petroleo Brasileiro SA with the Failure Mode Effect Analysis (FMEA) test and DP (dynamic positioning) tests carried out during the field trials in the Brazilian water basin, which showed satisfactory results and recorded an excellent grade. The company noted that this is the first type of this vessel to sail under the Greek flag.

The vessel has been designed as IMO dynamic positioning (DP) Class 2 shuttle tanker having one slow speed diesel engine, one controllable pitch propeller, two bow and one stern tunnel thruster, one bow and one stern retractable azimuth thruster and a bow loading system suitable for tandem loading operations in the Brazilian Waters-Campos Basin. It also features a flush deck with forecastle deck for arrangement of bow loading system and a full spade rudder with a flap system has been installed for better positioning and manoeuvring.

The vessel has six pairs of cargo oil tanks, two slop tanks, fore and aft peak tanks, segregated water ballast tanks, fuel oil tanks and fresh water tanks. Cargo tanks are divided by plane type transverse and longitudinal bulkhead. Engine room and living quarters, including an enclosed type navigation bridge, are located aft.

The cargo pumping system allows a maximum unloading rate of 12,000m³/hr with three cargo oil pumps. The maximum cargo loading rate is 17,000m³/hr through the midship cargo manifold. Alternatively, a cargo loading rate of 9,000m³/h can be achieved through the bow loading station, based on the flow velocity of about 6m/s.

The main engine, a MAN 6S70ME-C8.2, is IMO Tier II compliant and has been de-rated to 15,200kW of MCR at 82rpm for better fuel economy and flexible operations at part load. The speed of the vessel at a draught of 16m is 14.8knots at 90% MCR (13,680kW) with a 15% sea margin. The EEDI is in accordance with regulations 5, 6, 7, 8 and 9 of MARPOL Annex VI resolution MEPC.214 (63) is satisfied up to phase 1. The vessel is equipped with Bow/Stern tunnel thruster having a power of 2,200kW and azimuth thruster having a power of 2,500kW with a single-speed motor for using dynamic positioning and auxiliary propulsion.

The vessel has been built under the survey of DNV and designed in accordance with IACS Common Structural Rules (CSR). The vessel fully meets the latest environmental guidelines such as an inventory of hazardous of materials used in its construction, OPP-E, CLEAN notation, performance standard for protective coatings (PSPC) rules and EU Directive 2005/33/EC.

TECHNICAL PARTICULARS

Length oa: 278.50m
 Length bp: 264.00m
 Breadth moulded: 48.00m
 Depth moulded: 23.10m
 Main deck: 23.10m
 Upper deck: 23.10m
 Width of double skin
 Side: 2.50m
 Bottom: 2.80m
 Draught
 Scantling: 17.15m
 Design: 16.00m
 Gross: 83,087gt
 Displacement: 183,400tonnes
 Deadweight
 Design: 142,100dwt
 Scantling: 155,700dwt
 Speed, service: 14.8knots
 Cargo capacity
 Liquid volume: 167,500m³
 Bunkers
 Heavy oil: 3,600m³
 Diesel oil: 500m³
 Water ballast: 52,600m³
 Daily fuel consumption
 Main engine: 53.4tonnes/day
 Classification society and notations: DNV
 % high-tensile steel used in construction: 35%
 Main engine
 Design: MAN B&W
 Model: 6S70ME-C8.2

Manufacturer: Hyundai Heavy Industries
 Number: 1
 Type of fuel: HFO, MDO
 Output of each engine: 15,200kW x 82kW
 Propellers
 Material: Ni-Al-Bronze
 Designer/manufacturer: Berg
 Number: 1
 Fixed/controllable pitch: Controllable
 Diameter: 8.3m
 Speed: 82rpm
 Diesel-driven alternators
 Number: 4
 Engine make/type: Hyundai Heavy Industries/ 7H32/40 9H32/40
 Type of fuel: MDO
 Output/speed of each set: 3,500kW 720rpm
 4,500kW x 720rpm
 Alternator make/type: HSJ7 805-10P
 HSJ7 913-10P
 Output/speed of each set: 3,300kW x 720rpm
 4,300kW x 720rpm
 Boilers
 Number: 2
 Type: Mission OI
 Make: Alfa Laval - Aalborg
 Output, each boiler: 27,000kg/h
 Cargo cranes/cargo gear
 Number: 2
 Make: Oriental
 Type: Electro-hydraulic, cylinder luffing
 Mooring equipment
 Number: 6
 Make: Aker Pusnes
 Type: Electro-hydraulic
 Cargo tanks
 Number: 12 + 2 slop tanks
 Grades of cargo carried: Crude oil having a flash point below 60°C
 Product range: Crude oil
 Coated tanks make and type of coating: Epoxy
 Cargo pumps
 Number: 3
 Type: 2 x steam turbine driven
 1 x electric motor driven
 Make: Shinko
 Capacity: 4,000m³/h x 135m³/h
 Cargo control system
 Make: SAAB
 Type: GL-300
 Ballast control system
 Make: Hanla I-MS
 Type: AP-PAN31E
 Complement
 Crew: 12
 Bow thruster
 Make: Brunvoll
 Number: 3
 Output: 2 x 2,200kW, 2,500kW
 Stern thruster
 Make: Brunvoll
 Number: 2
 Output: 2 x 2,200kW, 2,500kW
 Bridge control system
 Make: Hyundai Heavy Industries
 Type: T-shape
 One-man operation: Yes
 Fire detection system
 Make: Hanla-IMS
 Type: Fixed gas sampling system
 Fire extinguishing systems
 Cargo holds: NK/ Deck foam system
 Engine room: NK/ High expansion foam
 Radars
 Number: 2
 Make: Kongsberg
 Model: 65612A, 65608
 Integrated bridge system
 Make: Kongsberg
 Model: K-Bridge
 Waste disposal plant
 Incinerator: Hyundai Marine Machinery/ MAXI NG150SL WS
 Sewage plant: Jonghaph machinery/ BIO Aerob-18N
 Contract date: March 2011
 Launch/float-out date: November 2012
 Delivery date: March 2013

➔ EAGLE SAN ANTONIO (Significant Ships 2012)



EAGLE SAN ANTONIO: eco-designed Suezmax from Samsung

Shipbuilder: Samsung Heavy Industries Co., Ltd
 Vessel's name: Eagle San Antonio
 Hull No: HN1962
 Owner/operator: AET/ AET Shipmanagement Pte Limited
 Country: Singapore
 Designer: Samsung Heavy Industries Co., Ltd
 Country: Korea
 Model test establishment used: Samsung Ship Model Basin Singapore
 Flag: Singapore
 IMO number: 9594822
 Total number of sister ships already completed (excluding ship presented): 3
 Total number of sister ships still on order: 4

RECOGNISING the ever increasing demand for more fuel efficient and environmentally friendly vessels, tanker owner/operator, AET, took delivery of the first of its four "eco-design" Suezmax tankers in April last year. Constructed at Samsung Heavy Industries, Korea the remaining three sister ships were delivered during the course of 2012 and are the first Suezmax vessels to be owned by the company.

AET stated that it made a significant investment in these new "eco-design" vessels to maximise fuel efficiency and to minimise harmful emissions. Innovations include hull form optimisation and de-rating of the main engine power for low load optimisation. The application of energy saving devices such as saver fins, a star propeller and rudder bulb have also been fitted.

In addition, the vessel has obtained Lloyd's Register's "Environmental Protection" notation and a Letter of Compliance for a Green Passport. The Energy Efficiency Design Index (EEDI) attained by the vessel has been verified by Lloyd's Register and exceeds IMO's requirements. As a result, the vessel has also qualified for the "Green Ship Programme" under Maritime Singapore's Green Initiative.

Going forward, AET insists that a feature of its fleet renewal programme is that all new vessels joining the fleet will be significantly more fuel-efficient than those they replace. Other recent innovations include the introduction of two newbuild DP shuttle tankers, two newly converted specialist marine capture vessels, a fleet of the world's first purpose built lightering support vessels and four newbuild VLCCs to replace older tonnage in 2013.

TECHNICAL PARTICULARS

Length oa: 274.29m
 Length bp: 267.0m
 Breadth moulded: 49.0m
 Depth moulded
 To main deck: 23.3m
 To upper deck: 23.3m
 Width of double skin
 Side: 2.45m
 Bottom: 2.55m
 Draught
 Scantling: 17.2m

Design: 16.2m
 Gross: 80,783gt
 Displacement: 181,682tonnes
 Lightweight: 23,832tonnes
 Deadweight
 Design: 145,946dwt
 Scantling: 157,849dwt
 Block co-efficient: 0.7860
 Speed, service: 15.97knots
 Cargo capacity
 Liquid volume: 175,068m³
 Bunkers
 Heavy oil: 3,578m³
 Diesel oil: 437.8m³
 Water ballast: 50,943m³
 Daily fuel consumption
 Main engine only: 60tonnes/day
 Classification society and notations: Lloyd's Register 100A1, Double Hull Oil Tanker, CSR, ESP, ShipRight (ACS (B), CM), LI, LMC, UMS, ShipRight SCM, IWS (no searching blanking device), EP

Main engines
 Design: MAN Diesel & Turbo
 Model: 6S70MC-C8.1
 Manufacturer: Doosan Engine-MAN Diesel & Turbo Licensee
 Type of fuel: HFO, MDO
 Output of each engine: 16,400kW x 82.8rpm

Propellers
 Material: Ni-Al-Bronze
 Designer/manufacturer: MMG
 Fixed/controllable pitch: Fixed
 Diameter: 8.45m
 Speed: 82.2rpm

Diesel-driven alternators
 Engine make/type: STX Engine-MAN Diesel & Turbo Licensee/ 6L23/30H
 Type of fuel: HFO, MDO
 Output/speed of each set: 960kW x 900rpm
 Alternator make/type: HHI/HFC7 508-84K
 Output/speed of each set: 900kW x 900rpm

Boilers
 Number: 2 x auxiliary boiler
 Type: Mission OL3500, Mission OC2000/1600
 Make: Aalborg

Output, each boiler: 35tonnes/h x 1.6MPa, 1.6tonnes/h x 0.6MPa for oil fired side, 1.6tonnes/h x 0.6MPa for exhaust side

Cargo cranes/cargo gear
 Make: DMC
 Type: Electric-hydraulic
 Performance: 15tonnes x 17m
 Other cranes
 Make: DMC
 Type: Electric-hydraulic

Tasks: Provisions, machinery equipment handling
 Performance: 6.3tonnes x 14.5m, 2tonnes x 14.5m
 Mooring equipment
 Make: Flutek-Kawasaki
 Type: Electric-hydraulic

Special lifesaving equipment
 Number of each and capacity: 2 x 32 persons
 Make: Hyundai Lifeboat
 Type: Totally enclosed

Cargo tanks
 Number: 14
 Grades of cargo carried: Crude oil having a flash point below 60°C

Product range: Crude oil
 Coated tanks: Epoxy anti-corrosive paint (Deckhead and 1.7m above x 1 + 200 micron, Bottom and 0.5m above x 2 = 250 micron)
 Stainless steel: Piping: Hydraulic line for valve control shall be of stainless steel

Cargo pumps
 Type: Vertical, single stage, centrifugal
 Make: shinko
 Stainless steel: Stainless steel is installed for the impeller shaft

Capacity: 3,500m³/h x 135m at S.G 1.025

Cargo control system
 Make: Samsung - Amri Seal
 Type: Valve remote control system

Ballast control system
 Make: Samsung - Amri Seal
 Type: Valve remote control system

Complement
 Officers: 19
 Crew: 13

Stern appendages/special rudders: Rudder bulb
 Bridge control system
 Make: Tokyo Keiki
 Type: Auto Pilot with adaptive function
 One-man operation: Yes

Fire detection system
 Make: Consilium
 Type: Addressable type

Fire extinguishing systems
 Make: Kashima/ High expansion foam system

Cabins/public spaces: Seawater

Radars
 Make: SHI-JRC
 Models: JMA-9132-SA, JMA-9122-6XA

Integrated bridge system
 Make: SHI-JRC
 Model: JAN-901-B

Waste disposal plant
 Incinerator: Hyundai-Atlas/ Maxi T150SL

Contract date: 25 June 2010

Launch/float-out date: 29 February 2012

Delivery date: 26 April 2012



SPYROS K: Suezmax tanker for Tsakos Energy Navigation Ltd

Shipbuilder:..... **Sungdong Shipbuilding & Marine Engineering Co., Ltd**
 Vessel's name:..... **Spyros K**
 Hull No.:..... **S2034**
 Owner/operator:..... **Tsakos Energy Navigation Limited**
 Country:..... **Greece**
 Designer:..... **Sungdong Shipbuilding & Marine Engineering Co., Ltd**
 Country:..... **Korea**
 Model test establishment used:..... **MOERI, Korea**
 Flag:..... **Liberia**
 IMO number:..... **9565948**
 Total number of sister ships already completed (excluding ship presented):..... **1**
 Total number of sister ships still on order:..... **nil**

TECHNICAL PARTICULARS

Length o/a:..... 274.2m
 Length bp:..... 264m
 Breadth moulded:..... 48m
 Depth moulded:..... 23.1m
 To main deck:..... 23.1m
 To upper deck:..... 23.1m
 Width of double skin:..... 2.5m
 Side:..... 2.5m
 Bottom:..... 2.8m
 Draught:..... 17.15m
 Scantling:..... 17.15m
 Design:..... 16m
 Gross:..... 81,000tonnes
 Deadweight:..... 145,000dwt
 Design:..... 145,000dwt
 Scantling:..... 158,000dwt
 Speed, service:..... 15.7knots @ 90% mCR with 15% sea margin
 Cargo capacity:..... 170,000m³
 Liquid volume:..... 170,000m³
 Bunkers:..... 4500m³
 Heavy oil:..... 200m³
 Diesel oil:..... 54,000m³
 Water ballast:..... 69.3tonnes/day
 Daily fuel consumption:..... 69.3tonnes/day
 Main engine only:..... 69.3tonnes/day
 Classification society and notations:..... ABS A (IE), Oil Carrier, ESP, CRS, AB-OM, GPS, UWILD, +AMS, +ACCU, TCM, COW, VEC-L, BWE, ENVIRO, HM2+R, CRC, RW, PMA, GP
 % high tensile steel used in construction:..... abt. 40%
 Main engine:..... 2-stroke, direct revidible, crosshead
 Design:..... 6S70MC-C7 Tier II
 Model:..... Hyundai-MAN B&W
 Manufacturer:..... HFO, MDO or MGO
 Number:..... 1
 Type of fuel:..... 18,660kW x 91rpm
 Output of each engine:..... 18,660kW x 91rpm
 Propeller:..... Ni-Al-Bronze
 Material:..... H-I
 Designer/manufacturer:..... 1
 Number:..... Fixed/controllable pitch
 Fixed/controllable pitch:..... 8.2m
 Diameter:..... 91rpm
 Speed:..... 91rpm
 Diesel-driven alternators:..... 3
 Number:..... H-I/Hi/ Himsen 6H21/32
 Engine make/type:..... HFO, MDO or MGO
 Type of fuel:..... 1050kW/ 720rpm
 Output/speed of each set:..... H-I-EES/ HF07-564-14E
 Alternator make/type:..... 987kW/ 720rpm
 Output/speed of each set:..... 2 x Aux. boilers
 Number:..... 1 x comp. boiler
 Type:..... oil fired, vertical, water tube & forced draft
 Make:..... Aalborg
 Output, each boiler:..... 37,200kg/h
 Aux. boiler:..... 1500kg/h oil fired
 Comp. boiler:..... 1200kg/h exh. Gas

Cargo cranes/ cargo gear:..... 2
 Number:..... Oriental
 Make:..... Electro hydraulic, cylinder luffing jib rest
 Type:..... 15tonnes/ 17.4m outreach
 Performance:..... 2
 Other cranes:..... 2
 Number:..... Oriental
 Make:..... Electro hydraulic, cylinder luffing jib rest
 Type:..... Provisions
 Tasks:..... 6.3tonnes/ 4m outreach
 Performance:..... 2tonnes/ 4m outreach
 Mooring equipment:..... 9
 Number:..... Rolls-Royce
 Make:..... Hydraulic/ high pressure
 Type:..... 2 x 29 persons
 Special lifesaving equipment:..... 2
 Number of each and capacity:..... Hyundai lifeboats Co., Ltd
 Make:..... Totally enclosed lifeboat
 Type:..... 6
 Cargo tanks:..... 6
 Number:..... Crude oil
 Grades of cargo carried:..... Nippon/Epoxy
 Coated tanks, make and type:..... 3
 Number:..... Centrifugal steam turbine
 Cargo pumps:..... 3
 Type:..... Shinko pump Japan
 Make:..... Impeller shaft
 Capacity:..... 4000m³/h x 135mTH
 Cargo control system:..... ACE valve Korea
 Make:..... Console & VDU
 Type:..... ACE valve Korea
 Ballast control system:..... Console & VDU
 Make:..... Console & VDU
 Type:..... 11
 Complement:..... 18
 Officers:..... 18
 Crew:..... Nabtesco
 Bridge control system:..... M-8000III
 Make:..... M-8000III
 Type:..... Autonica Dire and Securty
 Fire detection system:..... Autoprime
 Type:..... NK/ CO₂
 Fire extinguishing systems:..... NK/ CO₂
 Cargo holds:..... Seaplus/ Low pressure system
 Engine room:..... Sanyo
 Public spaces:..... JMA-9132-SA/ 9122-9XA
 Radars:..... 2
 Number:..... JRC
 Make:..... JMA-9132-SA/ 9122-9XA
 Models:..... Teamtec GS500CS
 Waste disposal plant:..... Sanyo TT 160
 Incinerator:..... Jonghapi JMC-18N073
 Waste compactor:..... 14 July 2009
 Sewage plant:..... 11 February 2011
 Contract date:..... 12 May 2011
 Launch/float-out date:..... 12 May 2011
 Delivery date:.....

Spyros K is the first in a series of two crude oil tankers for Tsakos Energy Navigation that will both be on an 11 year time charter as part of the company's Suezmax newbuild programme. *Spyros K* was delivered from Sungdong shipyard in May, with its sister ship, *Dimitris P*, delivered later in 2011.

Spyros K has a higher performance efficiency than other vessels in the same class because of the advanced CFD, Shipflow and fluent technology for reduction of resistance and optimisation of the propeller, which has been applied to the design. In this process, particular attention has been paid to the reduction of wave making resistance and optimisation of the pressure distribution, velocity field and streamline pattern over the hull.

The vessel has six pairs of cargo oil tanks, two slop tanks, fore and aft peak tanks, segregated water ballast tanks, fuel oil tanks and fresh water tanks. Cargo tanks are divided by plane type transverse and longitudinal bulkheads. Cargo handling is performed by three cargo oil pumps of 4000m³/h, driven by stream turbine. The water ballast is handled by two ballast pumps, driven by a steam turbine and electric motor.

The 158,000dwt vessel meets with the Quebec terminal requirement, and is equipped with additional double drum mooring winch/chock/roller at forward of accommodation and silencer provision for engine room ventilation fan and pump room fan. Also the air draft of the vessel is 90.45m from base line to top of radar mast to pass Port Arthur, Martin Luther King Bridge.

Spyros K was constructed under the survey of ABS and designed in accordance with the IACS common structural rules (CSR). The vessel features a double side skin and has a flush deck, bulbous bow, transom stern, open water type stern frame, semi-balanced rudder and single propeller driven by a slow speed diesel engine. The vessel can navigate at a speed of 15.7knots at the design draft with well optimised hull form and propeller design.

Spyros K meets with the latest environmental guidelines such as fuel oil protection, green passport for ship's recycling, performance standard for protective coatings (PSPC), IMO Tier II NOx requirement, M.G.O. tank for European Ports and the ABS ES notation.



MIKELA P: Suezmax crude oil tanker from Hyundai Samho

Shipbuilder:.....**Hyundai Samho Heavy Industries Co., Ltd**
 Vessel's name:.....**Mikela P**
 Hull No.:.....**S401**
 Owner/Operator:.....**Daniel Marine Corp**
 Country:.....**Greece**
 Designer:.....**Hyundai Samho Heavy Industries Co., Ltd**
 Country:.....**Korea**
 Model test establishment used:.....**Hyundai Maritime Research Institute**
 Flag:.....**Liberia**
 IMO number:.....**9440382**
 Total number of sister ships already completed (excluding ship presented):.....**3**
 Total number of sister ships still on order:.....**1**

Mikela P is the fourth in a series of five Suezmax vessels constructed by Hyundai Samho, Korea, for Daniel Marine Corporation, Greece.

Mikela P is a single decked tanker constructed with a double skin which combines side and bottom tanks to form six pairs of water ballast tanks surrounding a cargo space. The cargo space is also divided into six pairs of tanks which are used for the carriage of crude oil and dirty products. The underdeck area, including two metres down from the deck, the bottoms of the tanks and the two slop tanks in full are painted with International Paint's epoxy coatings. Cargo handling is by means of three Hyundai Heavy Industries (HHI) vertical, centrifugal pumps, each rated at 4000m³/hour which are installed in a pump room forward of the machinery space. The lower part of the pump room is equipped with a void space to ensure compliance with MARPOL Reg.22. In addition to the regulatory requirements a gas detection system and high level alarm were installed.

The shafting system is optimised by omitting a forward stern tube bush. The arrangement adopted results in a more flexible shafting system which assists on keeping loads at a low level considering the various operating conditions likely to be encountered. Three diesel generators are installed, each producing 860kW of electrical power.

Accommodation for a total crew of 30 is provided in a deck house above engine room, separated from the engine/funnel casing to reduce possible noise and vibration problems.

TECHNICAL PARTICULARS

Length oa:.....274.34m
 Length bp:.....264.00m
 Breadth moulded:.....48.00m
 Depth moulded to main deck:.....23.10m
 Width of double skin:
 side:.....2.5m
 bottom:.....2.8m
 Draught:
 scantling:.....17.15m
 design:.....16.00m
 Gross:.....81,347gt
 Displacement:.....183,839tonnes
 Lightweight:.....25,832tonnes
 Deadweight:
 Design:.....144,452dwt
 Scantling:.....158,007dwt
 Block co-efficient:.....0.8235 at scantling draft
 Speed, service:.....15.8knots with 15% sea margin
 Cargo capacity:
 Liquid volume:.....173,826m³
 Bunkers:
 Heavy oil:.....4061m³
 Diesel oil:.....233m³
 Water ballast:.....54,292m³
 Daily fuel consumption:
 Main engine only:.....67.3tonnes/day (MDO at normal seagoing condition)
 Auxiliaries:.....3.8tonnes/day (MDO at normal seagoing condition)
 Classification society and notations:.....Lloyd's Register +100A1, Double Hull Oil Tanker, CSR, ESP, ShipRight(CM), LI, *IWS, SPM, +LMC, IGS, UMS With the descriptive note COW(LR), ShipRight(SCM), GREEN PASSPORT, ETA
 % high-tensile steel used in construction:.....33.5 %
 Main engine:
 Design/Manufacturer:.....HHI-EMD
 Number & model:.....1 x 6S70MC-C7
 Type of fuel:.....HFO or MDO
 Output:.....18,660kW x 91rev/min
 Propeller:
 Material:.....Ni-Al Bronze
 Designer/Manufacturer:.....HHI
 Fixed/Controllable pitch:.....1 x Fixed
 Diameter:.....8200mm
 Speed:.....91rev/min
 Special adaptations:.....TMON
 Diesel-driven alternators:
 Number:.....3
 Engine make/type:.....HHI-EMD/HIMSEN 4 stroke engine
 Type of fuel:.....HFO or MDO

Output/speed of each set:.....920kW @ 720rpm
 Alternator make/type:.....HHI/water cooled
 Output/speed of each set:.....860kW @ 720rpm
 Boilers:
 Number & make:.....2 x Aalborg
 Type:.....Cylindrical type
 Output, each boiler:.....35tonnes/h x 16/6 K
 Cargo cranes:
 Make:.....2 x Oriental Precision & Engineering Co., Ltd.
 Type:.....Electric-hydraulic
 Performance:.....SWL 15tonnes
 Other cranes:
 Make:.....2 x Oriental Precision & Engineering Co., Ltd.
 Type:.....Electric-hydraulic
 Performance:.....6.3tonnes SWL (Port), 2tonnes SWL (Stbd)
 Mooring equipment:
 Number & make:.....8 x Pusnet
 Type:.....Hydraulic
 Cargo tanks:
 Number:.....14 (including slop tanks p&s)
 Grades of cargo carried:.....Crude oil
 Cargo pumps:
 Number & Make:.....3 x HH
 Type:.....Centrifuga
 Capacity (each):.....4000m³/h
 Cargo & ballast control system:
 Make:.....Nakazit
 Type:.....Conventional mimic board type
 Complement:
 Officers:.....11
 Crew:.....11
 Bridge control system:
 Make:.....HHI-EE
 Type:.....Self standing type (Piano type)
 Fire detection system:
 Make & type:.....Consilium - CS400
 Fire extinguishing systems:
 Cargo holds:.....Sea-Plus deck foam
 Engine room:.....Tanktech / Local water mist typ
 Radars:
 Number:.....S-band/X-Band, each one ea
 Make:.....JRC
 Models:.....JMA-9132-SA/JMA-9122-6X
 Integrated bridge system:
 Make & model:.....JRC - JAN-9011
 Waste disposal plant:
 Incinerator:.....TeamTec GS500C
 Sewage plant:.....Reswing ISS-3
 Contract date:.....26 March 200
 Delivery date:.....6 November 200

➔ STENA SUPREME (Significant Ships 2012)



STENA SUPREME: eco tanker from Samsung

Shipbuilder: **Samsung Heavy Industries Co., Ltd**
 Vessel's name: **Stena Supreme**
 Hull No: **HN1925**
 Owner/operator: **Stena Bulk**
 Country: **Sweden**
 Designer: **Samsung Heavy Industries Co., Ltd**
 Country: **Korea**
 Model test establishment used: **Samsung Ship Model basin**
 Flag: **Bermuda**
 IMO number: **9585895**
 Total number of sister ships already completed (excluding ship presented): **4**
 Total number of sister ships still on order: **7**

STENA Supreme is the latest in eco-friendly Suezmax vessels constructed at Samsung, Korea for Stena. *Stena Supreme* is the first vessel out of the seven tankers that Stena Bulk has ordered from Samsung and it was delivered in June 2012.

The vessels have been designed by Stena's own design department in accordance with the most advanced technology available today. The result is a dramatically improved energy efficiency, which is expected to reduce fuel consumption by up to 15% compared with most conventionally designed Suezmax tankers currently in operation.

Stena has said that it has been reviewing the market for Suezmax tankers for the last couple of years to be able to expand its fleet. In this time Stena has been developing the designs of its future fleet to be able to meet upcoming requirements in shipping. Nearly US\$7 million extra per vessel has been invested in state-of-the-art technology in order to ensure the highest environmental class for the vessels.

The order of *Stena Superior* and *Stena Supreme* is part of Stena Bulk's strategic investment in its own high-class tonnage for the Stena Sonangol Suezmax Pool, together with the state-owned Angolan oil company Sonangol.

The 158,700dwt vessels will be the largest tankers in Stena Bulk's fleet. An option for two optional sister vessels, was also made at the start of the contract.

In addition Stena has already placed significant and major orders with Samsung Shipyard, including four drillships of the so called Stena DrillMAX design and two super ferries, in addition to the new Suezmax tankers.

TECHNICAL PARTICULARS

Length oa: 274.23m
 Length bp: 264.0m

Breadth moulded: 48.0m
 Depth moulded
 To main deck: 23.3m
 To upper deck: 23.3m
 Width of double skin
 Side: 2.45m
 Bottom: 2.55m
 Draught
 Scantling: 17.0m
 Design: 16.0m
 Gross: 81,187gt
 Displacement: 182,914tonnes
 Lightweight: 23,883tonnes
 Deadweight
 Design: 147,090dwt
 Scantling: 159,031dwt
 Block co-efficient: 0.8387
 Speed, service: 14.58knots
 Cargo capacity
 Liquid volume: 175,742m³
 Bunkers
 Heavy oil: 3,532m³
 Diesel oil: 608.2m³
 Water ballast: 52,032m³
 Daily fuel consumption
 Main engine only: 49tonnes/day
 Classification society and notations: ... BV I, +Hull, +MACH, Oil Tanker, ESP, CSR, Unrestricted Navigation, +AUT-UMS, +VeriSTAR-HULL, MON SHAFT, In Water Survey, VCS, _AUT-PORT, SYS-NEQ-1, Cleanship(C), ALP
 Main engine
 Design: MAN Diesel & Turbo
 Model: 6S70ME-C
 Manufacturer: Doosan Engine (MAN Licensee)
 Type of fuel: 15,720kW x 81.4rpm
 Propeller
 Material: Ni-Al-Bronze
 Designer/manufacturer: SHI/HI
 Fixed/controllable pitch: Fixed
 Diameter: 8.4m
 Diesel-driven alternators
 Engine make/type: Yanmar/6N21AL-GV
 Type of fuel: HFO, MDO
 Output/speed of each set: 950kW x 900rpm
 Alternator make/type: Hyundai/HFC7 508-84K
 Output/speed of each set: 1,187.5kVA
 Boilers
 Type: Mission OL 30000
 Make: Aalborg

Output, each boiler: 30tonnes/h x 16kg/cm₂
 Cargo cranes/cargo gear
 Make: DMC
 Type: Electric-hydraulic, self-contained type, single jib
 Tasks: Provisions and machinery part handling
 Performance: 2tonnes/6.3tonnes
 Mooring equipment
 Make: Flutek Kawasaki
 Type: Electro-hydraulic driven
 Special lifesaving equipment
 Number of each and capacity: 1 x 32 persons
 Make: Fässmer
 Type: Freefall
 Cargo tanks
 Number: 12 + 2 slop tanks
 Grades of cargo carried: Grade B
 Product range: Crude oil (S.G 0.85)
 Cargo pumps
 Type: Vertical, single stage, centrifugal, double suction
 Make: Hyundai Heavy Industries Co., Ltd
 Stainless steel: Impeller shaft
 Capacity: 3,800m³/h x 135m at S.G 1.025
 Cargo control system
 Make: Samsung
 Ballast control system
 Make: Samsung
 Bridge control system
 Make: Nabtesco
 Type: M-800 III
 One-man operation: Yes
 Fire detection system
 Make: Consilium
 Type: Addressable type
 Fire extinguishing systems
 Engine room: Wilhelmsen/ High expansion foam & seawater
 Cabins/ public spaces: Seawater & portable fire extinguishers
 Radars
 Make: Furuno
 Model: FAR-2827, FAR-2837S
 Integrated bridge system
 Make: Furuno
 Type: FEA-2807
 Waste disposal plant
 Incinerator: Hyundai-Atlas/ MAXI T150SL WS
 Sewage plant: Il Seung/ ISS-35N
 Contract date: 19 March 2010
 Launch/float-out date: 19 May 2012
 Delivery date: 30 June 2012

➔ MELTEMI (Significant Ships 2006)



MELTEMI: Hyundai Samho's ice-class Suezmax tanker

Shipbuilder: ...Hyundai Samho Heavy Industries Co Ltd, Korea
 Vessel's name:Meltemi
 Hull number:S248
 IMO number:9298741
 Owner/operator:Marmaras Navigation Ltd, Greece
 Designer:Hyundai Samho Heavy Industries Co Ltd, Korea
 Model test establishment used:Hyundai Maritime Research Institute (HMRI), Korea
 Flag:Greece
 Total number of sister ships already completed: Nil
 Total number of sister ships still on order: 2

Illustration shows sister ship *Sounion*.

MARMARAS is another operator who, at a late stage, has taken the decision to modify a newbuilding tanker contract in order to apply Ice Class 1A strengthening requirements to the design, in anticipation of an increase in future North Atlantic/Baltic/Russian oil trading. Three vessels, including *Meltemi*, are affected by the change, the only outward manifestation of which is, perhaps, the fitting of an ice knife to the open-water sternframe, but which, of course, involves many more modifications.

The double-skin hull has a centrally-divided double bottom tank joined with the side spaces to form combined water ballast tanks, and surrounding a cargo space divided by a centreline and transverse bulkheads into six pairs of tanks. Two slop tanks are arranged at the aft end of the cargo space and a discharge rate of 8400m³/h is achieved using three Shinko 4000m³/h steam turbine-driven pumps, arranged to handle three grades of oil simultaneously through a two-valve segregation system. Loading rate is 10,200m³/h. All cargo tanks are fitted with radar-type level gauges, and remotely operated fixed warning devices monitor hydrocarbon gas levels in tanks, pumproom and ballast spaces.

The hull form features a bulbous bow, above which an attractive stem line is achieved. The design does not

include a forecastle; however, some protection against heavy seas is afforded by incorporating a straight-line sheer and bulwark into the main hull forward of the cargo space in lieu. At the aft end a semi-spade rudder is attached to the open-water stern frame and, as noted, an ice knife is incorporated.

Around 45% of the structural steel weight is high-tensile material, and pre-construction included a finite-element analysis for different loading conditions as recommended by the class, and in accordance with the requirements of Lloyd's Register ShipRight (SDA, FDA and CM) systems. A vortex generator has been fitted, together with local reinforcement of the hull, deckhouse and casing, in order to reduce vibration.

The machinery installation is centred upon a MAN B&W 6S70MC-C main engine developing 18,660kW at 91rev/min. The propeller is an FP type which drives the ship at 15.30knots when running at 90% MCR with a 15% sea margin. Electrical requirements are served by three diesel-alternator sets each with an output of 915kW, whilst two boilers and an economiser satisfy steam requirements. An integrated navigation system supports various bridge operations including route planning and manoeuvring for collision avoidance and grounding.

TECHNICAL PARTICULARS

Length, oa	274.20m
Length, bp	264.00m
Breadth, moulded	50.00m
Depth, moulded	23.10m
Width of double skin	
side	2.50m
bottom	3.00m
Draught	
design	16.00m
scantling	17.00m
Deadweight	
design	151,506dwt
scantling	163,759dwt
Speed, service, 90% MCR, 15% sea margin	15.30 knots
Cargo capacity	182,025m ³
Bunkers	
heavy oil	4,514m ³
diesel oil	177m ³
Water ballast	57,304m ³
Fuel consumption	
main engine only	130.20 tonnes/day
Classification	Lloyd's Register of Shipping,

	+ 100A1, Double Hull Oil tanker, ESP, *IWS, L1, NAV 1, Ice Class 1A, FS, ShipRight (SDA, FDA, CM) with descriptive notes pt HT, ShipRight (FCWBT), COW (LR), ETA, SCM, BWMP (S, F, S+F), EP, SERS, +LMC, UMS, IGS
Main engine	
Design	MAN B&W
Model	6S70MC-C
Manufacturer	Hyundai Heavy Industries
Number	1
Type of fuel	HFO
Output	18,660kW/91rev/min
Propeller	
Material	Nickel-aluminium-bronze
Designer/manufacturer	Hyundai Heavy Industries
Number	1
Pitch	Fixed
Diameter	8200mm
Speed	91rev/min
Diesel-driven alternators	
Number	3
Engine make	Hyundai Heavy Industries
Type of fuel	MDO
Output/speed	3 x 915kW/720rev/min
Alternator make/type	Hyundai Heavy Industries
Output/speed	3 x 860kW/720rev/min
Boilers	
Number	2 plus economiser
Make	KangRim
Mooring equipment	
Number	2 x windlass; 6 x mooring winch
Make	Pusnes
Type	Electric-hydraulic
Cargo tanks	
Number	12 plus 2 x slops
Product range	Crude oil
Cargo pumps	
Number	3
Make	Shinko
Type	KV450-4 steam turbine
Capacity	3 x 4000m ³ /h
Complement	
Officers	12
Crew	16
Suez/repair crew	6
Bridge control system	
Make	Hyundai Heavy Industries
Contract date	16 July 2003
Launch/float-out date	9 December 2005
Delivery date	13 February 2006



ETON: Russian Suezmax tanker from DSME

Shipbuilder: Daewoo Shipbuilding & Marine Engineering Co Ltd (DSME), Korea
 Vessel's name: Eton
 Hull number: 5272
 IMO number: 9311610
 Owner/operator: Sovcomflot Akp, Russia
 Designer: DSME, Korea
 Model test establishments used: SSPA, Sweden/HSVA, Germany
 Flag: Liberia
 Total number of sister ships already completed: Nil
 Total number of sister ships still on order: 3

ETON is the first vessel in a series of four, Suezmax-sized, crude oil tankers building for a Russian-based owner. The design incorporates the requirements of a Norske Veritas 'ICE-1A' notation, thus joining an expanding list of tankers - some included in this 2006 review, which are prepared for the anticipated expansion of the Russian oil trades.

Within a double-skin hull, the vessel has six pairs of cargo tanks and two slop tanks, formed by a centreline and several transverse bulkheads. The structure is designed for a fatigue life of 40 years, with particular consideration given to the end-connections of longitudinal stiffeners in cargo areas to transverse webs and bulkheads, in accordance with DNV Nauticus (Newbuilding) requirements.

The single upper deck is without a forecastle, and the hull features a raked stem above a bulbous bow forward, and a transom with open-water stern frame incorporating an ice knife, a semi-balanced rudder and a CP propeller, at the stern. Side and bottom tanks within the double-hull space are given over to water ballast.

Eton's construction has been based on an ambient air temperature of -30°C for hull structure and equipment, with special attention given to working in ice with regard to heating for hydraulic equipment, and the use of electrical equipment on deck instead of air motors. Of note is the fact that the hull form was tested for open-sea performance at the SSPA tank in Sweden, with separate tests carried out in Hamburg to ascertain performance in ice.

Three vertical, centrifugal, Shinko steam turbine pumps, each having a duty of 3700m³/h, are installed. Operating independently, with separate suction and discharge lines in tanks and on deck, these are capable of handling three grades of oil simultaneously. Cargo and ballast systems are controlled from a conventional central console in the cargo control room.

The propulsion system selected for this new series of tanker is centred on a MAN B&W 7S70ME-C, electronically controlled main engine, supplied by the Doosan Engine Co. This develops 21,770kW at 91rev/min, and at 78% MCR derives a service speed of 15.50knots from the CP propeller. Operation of the main engine is monitored by means of a CoCos-EDS computer-controlled surveillance system. Electrical requirements are satisfied from three STX-MAN/Hyundai 980kW diesel-alternator sets, and two 40,000kg/h oil-fired boilers are installed. Manoeuvring is assisted by a 1500kW bow thruster.

TECHNICAL PARTICULARS

Length, oa 280.50m
 Length, bp 270.00m
 Breadth, moulded 50.00m
 Depth, moulded 23.00m
 Width of double skin
 side 2.50m
 bottom 2.55m
 Draught
 design 15.00m
 scantling 16.50m
 Gross 87,146gt
 Displacement 188,140tonnes
 Lightweight 25,750tonnes
 Deadweight
 design 143,400dwt
 scantling 162,390dwt
 Block coefficient, design draught 0.813
 Speed, service, 78% MCR 15.50knots
 Cargo capacity 183,600m³
 Bunkers
 heavy oil 4380m³
 diesel oil 290m³
 Water ballast 57,300m³
 Segregated ballast 100%
 Fuel consumption, main engine 66.4tonnes/day
 Classification Det Norske Veritas, +1A1, Tanker for Oil, ESP E0, NAUTICUS (Newbuilding), DAT (-30), ICE-1A, VCS-2, SPM, TMON
 Percentage of high-tensile steel used in construction 53%
 Main engine
 Design MAN B&W
 Model 7S70ME-C
 Manufacturer Doosan Engine Co
 Number 1
 Type of fuel HFO
 Output/speed 21,770kW/91rev/min
 Propeller
 Material Stainless steel
 Designer/manufacturer DSME/Wartsila
 Number 1
 Pitch Controllable
 Diameter 8600mm

Speed 91rev/min
 Diesel-driven alternators
 Number 3
 Engine make/type STX-MAN 7L23/30
 Type of fuel HFO
 Output/speed 3 x 1120kW/900rev/min
 Alternator make/type Hyundai
 Output/speed 3 x 980kW/720rev/min
 Exhaust-gas economiser
 Manufacturer KangRim
 Type Forced circulation
 Output 2000kg/h
 Boilers
 Number 2
 Type Vertical oil-fired
 Make Aalborg
 Output 2 x 40,000kg/h
 Cargo tanks
 Number 12 plus 2 slop
 Grades of cargo 3
 Product range Crude oil
 Tank coating Tar-free epoxy
 Cargo pumps
 Number 3
 Type Steam turbine, vertical centrifugal
 Make Shinko
 Capacity 3 x 3700m³/h
 Cargo/ballast control systems
 Make Damcos
 Type Electro-hydraulic
 Complement
 Officers 16
 Crew 18
 Spare 2
 Suez/repair crew 6
 Bow thruster
 Make KTE
 Number 1
 Output 1500kW
 Bridge control system
 Make Yokogawa Denishiki Co Ltd
 One man operation No
 Fire detection system
 Make Consilium
 Type Addressable
 Fire extinguishing systems
 Cargo deck High-expansion foam
 Make NK
 Radars
 Number 3
 Make Japan Radio Co Ltd
 Models JMA-9933-SA/JMA-9923-7XA
 Integrated bridge system No
 Incinerator
 Make Teamtec
 Model KEI-99SDA
 Sewage plant
 Make Evac
 Model SRP 40C
 Contract date 17 December 2003
 Launch/float-out date February 2006
 Delivery date April 2006